

# OMX STOCKHOLM BENCHMARK INDEX (SEK)

ISIN: **SE0000744203** WKN: -

## Übersicht

18.04.2024 17:35:05

Kurs

**798,4061** SEK

Differenz ▲ 0,26% (2,09)

### Stammdaten

ISIN SE0000744203

Symbol -

Land Schweden

Anzahl der enthaltenen Werte im Index 106

Index-Typ Kursindex

Wertpapierkategorie Index

### Top 5

Name	Kurs	+ - (%)	Trend
TELE2 AB S...	98,82	+6,72	<span style="color: green;">▲</span>
ABB LTD	44,33	+6,02	<span style="color: green;">▲</span>
EMBRACER G...	25,62	+5,09	<span style="color: green;">▲</span>
FAST PARTN...	75,10	+4,45	<span style="color: green;">▲</span>
MYCRONIC A...	369,00	+3,77	<span style="color: green;">▲</span>

Intraday 1W 1M 6M 1J 3J

### Flop 5

Name	Kurs	+ - (%)	Trend
VITROLIFE ...	168,00	-7,84	<span style="color: red;">▼</span>
GRANGES AB...	114,10	-4,92	<span style="color: red;">▼</span>
KINNEVIK A...	112,40	-4,91	<span style="color: red;">▼</span>
CAMURUS AB...	473,60	-4,86	<span style="color: red;">▼</span>
INTERNATIO...	138,00	-2,89	<span style="color: red;">▼</span>

Intraday 1W 1M 6M 1J 3J



Nähere Infos zu den Ländern &

5J



Die Wertentwicklung der Vergangenheit lässt keine verlässlichen Rückschlüsse auf die zukünftige Entwicklung eines Finanzinstruments zu.

Quelle: FactSet

### Aktuellstes Research

Märkte			
Datum		Überschrift	Download
03.04.2024		Global Equity Ratings	<a href="#">Download</a>
03.04.2024		Aktienempfehlungen Global	<a href="#">Download</a>
26.03.2024		Global Strategy 2Q 2024	<a href="#">Download</a>
26.03.2024		Global Strategy 2Q 2024	<a href="#">Download</a>
13.03.2024		Global Equity Ratings	<a href="#">Download</a>

**Regionen**

➤ **Märkte nach Region**

## Details

18.04.2024 17:35:05

Kurs

**798,4061** SEK

Differenz ▲ 0,26% (2,09)

### Stammdaten

ISIN SE0000744203

Symbol -

Land Schweden

Wertpapierkategorie Index

Anzahl der enthaltenen Werte im Index 106

### Marktdaten

Eröffnung 800,6165 SEK

Hoch 801,2802 SEK

Tief 791,9987 SEK

Schluss Vortag 796,3185 SEK

Volumen (Mio.) -

Volumen (Stück) -

### Performance und Risiko

	6M	1J	3J
Perf (%)	+19,23%	+8,94%	+1,80%
Perf (abs.)	+128,74	+65,50	+14,14
Beta	-	-	-
Volatilität	12,34	12,85	18,50



5J

Die Wertentwicklung der Vergangenheit lässt keine verlässlichen Rückschlüsse auf die zukünftige Entwicklung eines Finanzinstruments zu.

Quelle: FactSet

### Kursdaten

Ø Kurs 5 Tage   Ø Volumen 5 Tage (Stk.)	798,3498 SEK (0)
Ø Kurs 30 Tage   Ø Volumen 30 Tage (Stk.)	805,4494 SEK (0)
Ø Kurs 100 Tage   Ø Volumen 100 Tage (Stk.)	767,1653 SEK (0)
Ø Kurs 250 Tage   Ø Volumen 250 Tage	726,9385 SEK (0)
Hoch seit 1.1.   Datum	822,4799 SEK (22.03.2024)
Tief seit 1.1.   Datum	726,4012 SEK (17.01.2024)
52 Wochen Hoch   Datum	822,4799 SEK (22.03.2024)
52 Wochen Tief   Datum	639,3205 SEK (26.10.2023)

## Enthaltene Werte

Seite 1 von 2

<< <  >

&gt;&gt;

Name  ISIN	Kurs	Diff %  Diff /-	Performance 	Datum Zeit	Gehandelte Stück  Umsatz Geld 
AAK AB SE0011337708	254,80	-0,31% -0,80		18.04.24 17:29:54	246.577 62.732.124,20
ABB LTD CH0012221716	532,00	6,02% 30,20		18.04.24 17:29:37	1.864.245 984.776.628,81
ADDLIFE AB SER. B SE0014401378	97,80	-0,10% -0,10		18.04.24 17:29:30	66.296 6.500.472,18
ADDTECH AB SER. B SE0014781795	229,40	0,79% 1,80		18.04.24 17:29:34	192.737 44.069.112,80
AFRICA OIL CORP CA00829Q1019	19,64	-1,70% -0,34		18.04.24 17:29:58	736.989 14.373.582,43
ALFA LAVAL AB SE0000695876	421,20	-0,40% -1,70		18.04.24 17:29:43	524.543 221.017.510,60
ASSA ABLOY AB SER. B SE0007100581	305,00	-0,75% -2,30		18.04.24 17:29:43	1.550.520 473.044.887,55
ASTRAZENECA PLC GB0009895292	1.497,00	-0,40% -6,00		18.04.24 17:29:38	250.794 372.956.453,00
ATLAS COPCO AB SER. A SE0017486889	182,65	-0,35% -0,65		18.04.24 17:29:57	3.669.600 670.160.620,27
ATLAS COPCO AB SER. B SE0017486897	159,40	-0,53% -0,85		18.04.24 17:29:34	1.555.442 248.303.569,01
ATRIUM LJUNGBERG AB SER. ... SE0000191827	186,60	1,86% 3,40		18.04.24 17:29:45	57.973 10.781.287,00
AUTOLIV INC. SDB SE0021309614	1.262,40	-0,72% -9,20		18.04.24 17:29:32	46.755 59.155.068,80
AXFOOD AB SE0006993770	288,00	-1,87% -5,50		18.04.24 17:29:39	329.534 94.909.539,45
BILIA AB SER. A SE0009921588	125,30	1,46% 1,80		18.04.24 17:29:57	53.687 6.692.558,20
BILLERUD AB SE0000862997	98,75	0,30% 0,30		18.04.24 17:29:41	239.432 23.554.019,17
BIOARCTIC AB SER. B SE0010323311	193,80	-1,62% -3,20		18.04.24 17:29:33	127.850 24.843.456,55
BIOGAIA AB SER. B SE0017769995	118,50	-1,25% -1,50		18.04.24 17:29:51	94.227 11.054.900,90
BOLIDEN AB SE0020050417	349,30	0,37% 1,30		18.04.24 17:29:53	761.649 265.783.844,90
BRAVIDA HOLDING AB SE0007491303	70,50	1,15% 0,80		18.04.24 17:29:58	3.158.257 223.706.383,10
CAMURUS AB NAMN-AKTIER O.... SE0007692850	473,60	-4,86% -24,20		18.04.24 17:29:33	86.778 41.484.187,60
CASTELLUM AB SE0000379190	128,70	1,78% 2,25		18.04.24 17:29:59	759.574 97.191.416,56
CELLAVISION AB SE0000683484	220,00	0,69% 1,50		18.04.24 17:29:47	4.457 977.247,50
CIBUS NORDIC REAL ESTATE ... SE0010832204	138,25	1,17% 1,60		18.04.24 17:29:32	99.617 13.686.604,93





















OMX STOCKHOLM BENCHMARK INDEX (SEK)

CLOETTA AB SER. B SE0002626861	16,80	0,30% 0,05		18.04.24 17:29:46	775.854 13.020.189,26
DIOES FASTIGHETER AB SE0001634262	82,70	2,04% 1,65		18.04.24 17:29:53	275.749 22.654.826,02
DOMETIC GROUP AB SE0007691613	85,55	0,94% 0,80		18.04.24 17:29:45	362.999 30.730.479,68
ELECTROLUX AB SER. B SE0016589188	90,20	0,78% 0,70		18.04.24 17:29:51	2.551.905 227.726.477,62
ELEKTA AB SER. B SE0000163628	75,00	-1,12% -0,85		18.04.24 17:29:30	805.814 60.530.168,12
EMBRACER GROUP AB SER 'B' SE0016828511	25,62	5,09% 1,24		18.04.24 17:29:41	5.747.811 146.623.705,88
EOLUS VIND AB CLASS B SE0007075056	69,50	1,76% 1,20		18.04.24 17:29:46	18.110 1.251.291,05
EPIROC AB CLASS A SE0015658109	213,00	0,09% 0,20		18.04.24 17:29:58	732.904 155.457.037,25
EPIROC AB CLASS B SE0015658117	190,20	0,00% 0,00		18.04.24 17:29:35	228.308 43.445.399,20
ESSITY AB NAMN-AKTIER B SE0009922164	253,20	0,68% 1,70		18.04.24 17:29:50	1.104.122 279.958.964,25
EVOLUTION AB SE0012673267	1.295,50	-0,65% -8,50		18.04.24 17:29:42	349.989 451.766.156,75
FABEGE AB SE0011166974	87,30	1,81% 1,55		18.04.24 17:29:50	326.462 28.349.885,51
FAST PARTNER AB SE0013512506	75,10	4,45% 3,20		18.04.24 17:29:52	47.120 3.474.909,25
FASTIGHETS AB BALDER SER.... SE0017832488	66,40	1,44% 0,94		18.04.24 17:29:50	2.335.932 153.729.743,85
FASTPARTNER AB NAMN-AKTIE... SE0013512514	66,60	0,45% 0,30		18.04.24 17:24:19	19.456 1.182.832,80
FORTNOX AB NAMN-AKTIER O.... SE0017161243	63,88	0,50% 0,32		18.04.24 17:29:51	1.618.026 102.636.220,60
GETINGE AB SER. B SE0000202624	209,90	-1,73% -3,70		18.04.24 17:29:45	922.402 193.544.860,35
GRANGES AB (PUBL) SE0006288015	114,10	-4,92% -5,90		18.04.24 17:29:33	245.212 28.109.491,45
HEMNET GROUP AB NAMN-AKTI... SE0015671995	323,60	-1,22% -4,00		18.04.24 17:29:56	111.908 36.048.823,10
HENNES & MAURITZ AB 'B' SE0000106270	170,45	0,83% 1,40		18.04.24 17:29:43	2.284.236 389.015.940,49
HEXAGON AB SER. B SE0015961909	121,70	0,00% 0,00		18.04.24 17:29:47	2.658.417 322.769.590,72
HEXPOL AB CLASS B SE0007074281	131,20	-0,08% -0,10		18.04.24 17:29:43	294.715 38.415.348,20
HOLMEN AB SER. B SE0011090018	410,60	-0,58% -2,40		18.04.24 17:29:49	157.712 64.680.429,30
HUFVUDSTADEN AB SER. A SE0000170375	126,40	3,02% 3,70		18.04.24 17:29:43	488.244 61.286.374,65
HUSQVARNA AB SER. B SE0001662230	82,60	-0,22% -0,18		18.04.24 17:29:56	366.246 30.193.219,22
ICA GRUPPEN AB SE0000652216	-	-% -		- -	- -
INDUSTRIVAERDEN AB SER. A SE0000190126	359,00	0,45% 1,60		18.04.24 17:29:43	67.184 24.019.675,00
INDUSTRIVAERDEN AB SER. C	357,50	0,39%		18.04.24	300.460

OMX STOCKHOLM BENCHMARK INDEX (SEK)

SE0000107203		1,40		17:29:59	106.866.475,40
INTERNATIONAL PETROLEUM C... CA46016U1084	138,00	-2,89% -4,10		18.04.24 17:29:40	244.862 33.734.176,20
INVESTOR AB SER. A SE0015811955	260,90	0,08% 0,20		18.04.24 17:29:30	324.443 84.677.875,75
INVESTOR AB SER. B SE0015811963	261,85	-0,17% -0,45		18.04.24 17:29:55	2.462.315 645.299.993,38
JM AB SE0000806994	195,70	2,19% 4,20	█	18.04.24 17:29:34	153.871 29.747.456,40
KINDRED GROUP PLC SE0007871645	123,80	-0,24% -0,30		18.04.24 17:29:35	919.937 114.010.391,65
KINNEVIK AB CLASS 'B' SE0015810247	112,40	-4,91% -5,80		18.04.24 17:29:58	6.017.475 678.934.017,05
KUNGSLEDEN AB SE0000549412	-	-% -	-	-	-
LIFCO AB SER. B SE0015949201	274,00	0,00% 0,00		18.04.24 17:29:56	178.903 48.868.370,80
LUNDBERGFOERETAGEN AB, L ... SE0000108847	542,00	0,46% 2,50		18.04.24 17:29:47	108.186 58.430.398,75
MEDICOVER AB SER. 'B' SE0009778848	132,40	0,00% 0,00		18.04.24 17:29:37	120.481 15.853.486,00
MILLICOM INTERNATIONAL CE... SE0001174970	219,00	1,96% 4,20	█	18.04.24 17:29:45	209.085 45.754.968,80
MODERN TIMES GROUP MTG AB... SE0018012494	88,65	-1,34% -1,20		18.04.24 17:29:53	193.587 17.124.992,25
MUNTERS GROUP AB NAMN-AKT... SE0009806607	172,80	-1,71% -3,00		18.04.24 17:29:55	520.363 90.186.203,45
MYCRONIC AB SE0000375115	369,00	3,77% 13,40	█	18.04.24 17:29:52	312.828 115.986.163,40
NCAB GROUP AB(PUBL) NAMN-... SE0017160773	62,45	0,48% 0,30		18.04.24 17:29:35	227.173 14.220.158,03
NEW WAVE GROUP AB SER. B SE0020356970	109,80	1,01% 1,10		18.04.24 17:29:42	227.046 24.697.586,95
NIBE INDUSTRIER AB SER. B SE0015988019	48,89	-0,95% -0,47		18.04.24 17:29:45	6.531.222 320.118.846,28
NORDEA BANK ABP FI4000297767	124,95	0,81% 1,00		18.04.24 17:29:37	11.054.118 1.369.044.157,95
NYFOSA AB NAMN-AKTIER O.N... SE0011426428	97,40	1,72% 1,65	█	18.04.24 17:29:46	91.183 8.824.948,80
ORROEN ENERGY AB SE0000825820	7,262	0,58% 0,04		18.04.24 17:29:36	1.107.963 8.018.588,56
OX2 AB SE0016075337	41,08	-1,39% -0,58		18.04.24 17:29:51	308.143 12.588.530,86
PANDOX AB SER. 'B' SE0007100359	169,20	1,44% 2,40	█	18.04.24 17:29:30	51.094 8.575.490,60
SAAB AB SER. B SE0000112385	903,20	-1,01% -9,20		18.04.24 17:29:48	642.001 573.685.460,20
SAGAX AB B SE0005127818	265,80	1,61% 4,20	█	18.04.24 17:29:30	176.680 46.706.048,80
SAMPO OYJ REG.SHS (SWED.D... SE0018768707	462,00	-1,49% -7,00		18.04.24 17:29:39	11.658 5.375.392,00
SANDVIK AB SE0000667891	239,90	0,33% 0,80		18.04.24 17:29:47	1.737.469 416.661.038,70
SCANDIC HOTELS GROUP AB SE0007640156	57,55	0,09% 0,05		18.04.24 17:29:35	683.391 39.207.320,62

## OMX STOCKHOLM BENCHMARK INDEX (SEK)

SECTRA AB SER B SE0020539310	207,80	-0,95% -2,00		18.04.24 17:29:44	82.954 16.868.797,50
SECURITAS AB SER. B SE0000163594	109,45	0,14% 0,15		18.04.24 17:29:38	640.394 69.946.992,70
SKANDINAVISKA ENSKILDA BA... SE0000148884	145,35	1,08% 1,55		18.04.24 17:29:56	3.475.819 502.258.229,06
SKANSKA AB SER. B SE0000113250	189,40	0,24% 0,45		18.04.24 17:29:37	403.671 75.900.514,88
SKF AB SER. B SE0000108227	219,60	0,14% 0,30		18.04.24 17:29:30	866.417 190.380.804,20
SKISTAR AB SER. B SE0012141687	148,30	1,44% 2,10		18.04.24 17:29:35	72.592 10.721.418,20
SOLID FOERSAEKRING AB NAM... SE0017082548	72,90	2,39% 1,70		18.04.24 17:29:43	17.003 1.234.336,10
SSAB AB SER. B SE0000120669	64,18	0,09% 0,06		18.04.24 17:29:44	3.959.367 253.369.366,62
STILLFRONT GROUP AB SE0015346135	11,60	-0,17% -0,02		18.04.24 17:29:39	1.105.895 12.694.915,01
STORA ENSO OYJ A FI0009007603	142,50	-0,35% -0,50		18.04.24 17:29:42	9.159 546.699,00
STORA ENSO OYJ R FI0009007611	144,60	0,00% 0,00		18.04.24 17:29:43	133.316 19.212.886,30
SVENSKA CELLULOSA AB SCA ... SE0000112724	152,00	0,07% 0,10		18.04.24 17:29:42	1.071.412 162.759.520,21
SVENSKA HANDELSBANKEN AB ... SE0007100599	109,45	1,16% 1,25		18.04.24 17:29:49	6.471.504 703.301.293,41
SWEDBANK AB SER A SE0000242455	213,10	0,80% 1,70		18.04.24 17:29:35	2.849.444 604.011.189,45
SWEDISH MATCH AB SE0015812219	-	-% -		-	-
SWEDISH ORPHAN BIOVITRUM ... SE0000872095	259,40	1,41% 3,60		18.04.24 17:29:37	323.531 83.707.530,40
TELE2 AB SER. B SE0005190238	98,82	6,72% 6,22		18.04.24 17:29:36	6.018.709 590.550.676,31
TELEFONAKTIEBOLAGET LM ER... SE0000108656	55,86	1,75% 0,96		18.04.24 17:29:37	12.812.532 713.146.813,84
TELIA CO. AB SE0000667925	26,14	1,20% 0,31		18.04.24 17:29:34	10.820.581 282.080.384,86
TETHYS OIL AB SE0020180917	35,05	-2,50% -0,90		18.04.24 17:29:41	50.402 1.769.262,35
TRELLEBORG AB SER. B SE0000114837	381,00	-0,16% -0,60		18.04.24 17:29:32	389.438 148.442.254,40
VIAPLAY GROUP AB SER. B SE0012116390	0,7054	1,44% 0,01		18.04.24 17:29:30	32.161.789 22.902.620,01