

OMX STOCKHOLM BENCHMARK_PI

ISIN: **SE0000744203** WKN: -

Overview

2023/02/01 09:49:50	
Price	722.0173 SEK
Difference	▲ 0.81% (5.80)
General attributes	
ISIN	SE0000744203
Symbol	-
Country	Sweden
Instruments in index	106
Type of index	Price Index
Security type	Index
Market data	
Open	716.2937 SEK
High	723.5710 SEK
Low	715.9441 SEK
Close (prev. day)	716.2213 SEK
Trading volume (m)	-
Volume (pcs)	-



Information about previous performance does not guarantee future performance.
Source: FactSet

Top 5

Name	Price	+ - (%)	Trend
JM AB	226.20	+16.48	▲
HUSQVARNA ...	94.18	+6.35	▲
CINT GROUP...	40.62	+3.89	▲
DOMETIC GR...	68.04	+3.88	▲
OX2 AB	83.50	+3.79	▲

Intraday 1w 1m 6m 1y 3y

Flop 5

Name	Price	+ - (%)	Trend
AXFOOD AB	257.40	-4.28	▼
SKANDINAVI...	121.85	-3.41	▼
HEMNET GRO...	143.60	-1.37	▼
ESSITY AB ...	269.10	-1.32	▼
STILLFRONT...	17.965	-1.13	▼

Intraday 1w 1m 6m 1y 3y

Recent research

on market		
Date	Headline	Download
2023/01/30	Global Equity Ratings	Download
2023/01/30	Aktienempfehlungen Global	Download
2023/01/16	Global economy should find bottom in 2023	Download
2023/01/16	Konjunktur sollte 2023 einen Boden finden	Download
2023/01/09	Global Equity Ratings	Download

Futures and Options

Related Futures -

Related Options -

Details

2023/02/01 09:49:51

Price

722.0127 SEK

Difference



0.81% (5.79)

General attributes

ISIN SE0000744203

Symbol -

Country Sweden

Security type Index

Instruments in index 106

Market data

Open 716.2937 SEK

High 723.5710 SEK

Low 715.9441 SEK

Close (prev. day) 716.2213 SEK

Trading volume (m) -

Volume (pcs) -

Performance and Risk

	6m	1y	3y
Perf (%)	+4.56%	-8.51%	+21.03%
Perf (abs.)	+31.24	-66.66	+124.47
Beta	-	-	-
Volatility	21.29	23.28	23.25



Information about previous performance does not guarantee future performance.

Source: FactSet




















Price data

Ø price 5 days Ø volume 5 days (pcs.)	718.3236 SEK (0)
Ø price 30 days Ø volume 30 days (pcs.)	699.0006 SEK (0)
Ø price 100 days Ø volume 100 days (pcs.)	662.3248 SEK (0)
Ø price 250 days Ø volume 250 days (pcs.)	676.8148 SEK (0)
YTD High date	730.5696 SEK (2023/01/18)
YTD Low date	669.9668 SEK (2023/01/02)
52 Weeks High date	801.1475 SEK (2022/02/02)
52 Weeks Low date	581.1690 SEK (2022/09/29)

Composition

Name  ISIN	Price	Diff %  Diff +/-	Performance 	Date Time	Turnover Pc.  Turnover Money 
AAK AB SE0011337708	182.00	1.17% 2.10		23/02/01 09:47:07	23,140 4,190,226.40
ABB LTD CH0012221716	364.80	0.91% 3.30		23/02/01 09:49:49	124,411 45,337,037.00
ADDLIFE AB SER. B SE0014401378	112.60	2.64% 2.90		23/02/01 09:48:20	28,993 3,232,195.75
ADDNODE GROUP AB SER. B SE0017885767	105.10	1.06% 1.10		23/02/01 09:49:42	5,585 582,884.90
AFRICA OIL CORP CA00829Q1019	21.48	0.09% 0.02		23/02/01 09:48:56	317,278 6,850,612.32
AFRY AB SE0005999836	191.90	1.86% 3.50		23/02/01 09:48:03	9,955 1,900,369.85
ALFA LAVAL AB SE0000695876	328.80	0.55% 1.80		23/02/01 09:49:50	43,008 14,099,257.35
ARJO AB SER'B'NPV SE0010468116	40.46	0.00% 0.00		23/02/01 09:48:54	129,634 5,228,683.28
ASSA ABLOY AB SER. B SE0007100581	248.30	1.18% 2.90		23/02/01 09:49:33	105,432 26,048,535.30
ASTRAZENECA PLC GB0009895292	1,357.50	-0.40% -5.50		23/02/01 09:49:21	34,800 47,317,036.00
ATLAS COPCO AB SER. A SE0017486889	124.72	1.12% 1.38		23/02/01 09:49:49	484,230 60,078,892.16
ATLAS COPCO AB SER. B SE0017486897	111.02	1.17% 1.28		23/02/01 09:49:49	308,100 34,043,772.22
ATRIUM LJUNGBERG AB SER. ... SE0000191827	189.20	1.56% 2.90		23/02/01 09:49:30	4,977 935,217.90
AUTOLIV INC. SDB SE0000382335	951.00	-0.63% -6.00		23/02/01 09:49:41	20,565 19,671,324.00
AXFOOD AB SE0006993770	257.40	-4.28% -11.50		23/02/01 09:49:49	368,972 95,147,896.25
BEIJER REF AB SER. B SE0015949748	166.30	3.48% 5.60		23/02/01 09:49:37	80,216 13,244,254.30
BILIA AB SER. A SE0009921588	124.30	3.24% 3.90		23/02/01 09:49:45	47,897 5,898,870.75
BILLERUD AB SE0000862997	123.05	1.61% 1.95		23/02/01 09:49:28	79,188 9,727,533.65
BIOARCTIC AB SER. B SE0010323311	311.60	0.13% 0.40		23/02/01 09:48:43	21,635 6,739,737.00
BIOTAGE AB SE0000454746	161.80	0.50% 0.80		23/02/01 09:49:20	15,040 2,440,228.00
BOLIDEN AB SE0017768716	467.50	0.00% 0.00		23/02/01 09:49:38	102,984 48,323,191.10
BOOZT AB SE0009888738	137.80	1.40% 1.90		23/02/01 09:49:28	18,529 2,560,181.60
BRAVIDA HOLDING AB SE0007491303	116.90	1.56% 1.80		23/02/01 09:48:15	23,540 2,747,020.50

CAMURUS AB NPV SE0007692850	249.60	-0.08% -0.20		23/02/01 09:48:42	8,877 2,218,826.20
CASTELLUM AB SE0000379190	146.50	2.59% 3.70		23/02/01 09:49:51	266,905 38,938,719.15
CELLAVISION AB SE0000683484	252.50	2.43% 6.00		23/02/01 09:32:37	1,240 305,545.50
CIBUS NORDIC REAL ESTATE ... SE0010832204	151.05	2.06% 3.05		23/02/01 09:49:10	10,625 1,597,493.95
CINT GROUP AB NPV SE0015483276	40.62	3.89% 1.52		23/02/01 09:49:50	68,448 2,757,021.04
CLOETTA AB SER. B SE0002626861	21.92	0.83% 0.18		23/02/01 09:48:57	52,999 1,156,361.60
CTEK AB NPV SE0016798763	39.46	2.63% 1.01		23/02/01 09:49:04	9,825 384,955.19
DIÖS FASTIGHETER AB SE0001634262	80.95	1.89% 1.50		23/02/01 09:48:16	44,813 3,602,761.35
DOMETIC GROUP AB SE0007691613	68.04	3.88% 2.54		23/02/01 09:48:24	117,440 7,909,301.34
ELECTROLUX AB SER. B SE0016589188	149.28	1.17% 1.72		23/02/01 09:49:49	481,014 71,386,733.25
ELEKTA AB SER. B SE0000163628	76.46	0.84% 0.64		23/02/01 09:49:31	99,831 7,617,554.24
EOLUS VIND AB CLASS B SE0007075056	113.85	1.07% 1.20		23/02/01 09:48:42	5,473 623,485.55
EPIROC AB CLASS A SE0015658109	202.80	-0.05% -0.10		23/02/01 09:49:49	163,666 33,031,006.10
EPIROC AB CLASS B SE0015658117	173.90	-0.03% -0.05		23/02/01 09:49:43	70,841 12,264,724.25
ESSITY AB SER'B'NPV SE0009922164	269.10	-1.32% -3.60		23/02/01 09:49:21	212,921 57,439,856.55
EVOLUTION AB SE0012673267	1,180.60	0.89% 10.40		23/02/01 09:49:50	47,365 55,960,822.30
FABEGE AB SE0011166974	100.35	1.80% 1.77		23/02/01 09:49:43	64,196 6,434,070.52
FASTIGHETS AB BALDER SER.... SE0017832488	55.38	3.42% 1.83		23/02/01 09:49:51	541,388 29,784,900.59
FORTNOX AB NPV SE0017161243	53.66	2.02% 1.06		23/02/01 09:49:12	98,849 5,263,515.34
GETINGE AB SER. B SE0000202624	240.50	2.51% 5.90		23/02/01 09:49:13	802,698 190,362,087.65
GRANGES AB (PUBL) SE0006288015	88.20	1.15% 1.00		23/02/01 09:48:14	21,497 1,903,044.85
HEMNET GROUP AB NPV SE0015671995	143.60	-1.37% -2.00		23/02/01 09:47:58	15,417 2,223,821.00
HENNES & MAURITZ AB 'B' SE0000106270	128.16	0.03% 0.04		23/02/01 09:49:50	152,713 19,527,993.00
HEXAGON AB SER. B SE0015961909	120.55	1.09% 1.30		23/02/01 09:49:02	209,108 25,142,047.57
HEXATRONIX GROUP AB SE0018040677	130.75	2.11% 2.70		23/02/01 09:49:09	70,834 9,207,771.87
HEXPOL AB CLASS B SE0007074281	114.10	1.33% 1.50		23/02/01 09:44:25	12,256 1,390,657.70
HOLMEN AB SER. B SE0011090018	435.10	1.23% 5.30		23/02/01 09:49:33	102,887 44,884,591.05
HUFVUDSTADEN AB SER. A	159.30	1.27%		23/02/01	21,008

SE0000170375		2.00		09:48:22	3,345,636.00
HUSQVARNA AB SER. B SE0001662230	94.18	6.35% 5.62		23/02/01 09:49:51	630,962 58,392,062.99
ICA GRUPPEN AB SE0000652216	536.00	0.15% 0.80		22/01/13 17:29:49	102,699 54,972,066.90
INDUSTRIVÄRDEN AB SER. A SE0000190126	277.90	0.69% 1.90		23/02/01 09:48:19	15,756 4,359,689.00
INDUSTRIVÄRDEN AB SER. C SE0000107203	276.50	0.73% 2.00		23/02/01 09:48:39	64,184 17,712,413.50
INTERNATIONAL PETROLEUM C... CA46016U1084	112.00	-0.44% -0.50		23/02/01 09:48:36	35,698 4,021,321.10
INVESTOR AB SER. A SE0015811955	209.10	0.58% 1.20		23/02/01 09:49:28	30,727 6,416,982.55
INVESTOR AB SER. B SE0015811963	203.30	0.47% 0.95		23/02/01 09:49:50	247,431 50,226,542.95
JM AB SE0000806994	226.20	16.48% 32.00		23/02/01 09:49:48	463,553 101,831,749.50
KARNOV GROUP AB NPV SE0012323715	60.10	0.17% 0.10		23/02/01 09:29:55	880 52,730.00
KINDRED GROUP PLC SE0007871645	105.90	0.76% 0.80		23/02/01 09:48:37	55,301 5,853,244.70
KINNEVIK AB CLASS 'B' SE0015810247	163.05	1.56% 2.50		23/02/01 09:49:32	94,818 15,356,130.29
KUNGSLEDEN AB SE0000549412	121.10	0.08% 0.10		21/12/03 17:29:54	147,989 17,911,637.40
LUNDBERGFÖRETAGEN AB, L E... SE0000108847	486.20	0.81% 3.90		23/02/01 09:49:30	11,039 5,359,881.00
MEDICOVER AB SER. 'B' SE0009778848	181.00	1.69% 3.00		23/02/01 09:45:41	8,134 1,463,476.30
MODERN TIMES GROUP MTG AB... SE0018012494	91.63	-0.82% -0.76		23/02/01 09:49:15	20,148 1,854,342.94
MYCRONIC AB SE0000375115	224.00	0.54% 1.20		23/02/01 09:47:10	23,190 5,166,865.80
NEW WAVE GROUP AB SER. B SE0000426546	239.60	2.13% 5.00		23/02/01 09:49:37	36,146 8,591,341.40
NIBE INDUSTRIER AB SER. B SE0015988019	114.35	1.78% 2.00		23/02/01 09:49:39	363,814 41,473,579.75
NORDEA BANK ABP FI4000297767	122.80	0.84% 1.02		23/02/01 09:49:50	1,260,762 154,008,970.50
NYFOSA AB NPV SE0011426428	93.35	2.92% 2.65		23/02/01 09:48:35	24,972 2,314,662.55
ORRÖN ENERGY AB SE0000825820	19.535	1.11% 0.22		23/02/01 09:49:47	1,759,547 34,899,829.53
OX2 AB SE0016075337	83.50	3.79% 3.05		23/02/01 09:49:30	58,146 4,822,337.50
PANDOX AB SER. 'B' SE0007100359	145.10	0.97% 1.40		23/02/01 09:48:23	25,144 3,637,239.70
PLATZER FASTIGHETER HOLDI... SE0004977692	93.00	1.64% 1.50		23/02/01 09:47:03	3,470 320,846.80
SAAB AB SER. B SE0000112385	429.50	0.56% 2.40		23/02/01 09:49:40	63,767 27,308,781.05
SAGAX AB B SE0005127818	265.10	2.32% 6.00		23/02/01 09:47:56	66,533 17,398,199.80
SANDVIK AB SE0000667891	217.30	0.88% 1.90		23/02/01 09:49:29	170,344 36,939,058.50

SCANDIC HOTELS GROUP AB SE0007640156	38.50	0.31% 0.12		23/02/01 09:49:34	41,666 1,608,834.34
SECTRA AB SER B SE0018245953	150.30	1.94% 2.86	█	23/02/01 09:49:24	9,857 1,474,560.90
SECURITAS AB SER. B SE0000163594	96.36	1.07% 1.02	█	23/02/01 09:49:46	84,327 8,105,313.84
SKANDINAVISKA ENSKILDA BA... SE0000148884	121.85	-3.41% -4.30		23/02/01 09:49:46	79,497,541 9,546,113,844.00
SKANSKA AB SER. B SE0000113250	186.20	1.31% 2.40	█	23/02/01 09:48:09	59,617 11,065,861.15
SKF AB SER. B SE0000108227	185.95	0.87% 1.60	█	23/02/01 09:48:39	176,090 32,746,160.25
SKISTAR AB SER. B SE0012141687	114.10	0.88% 1.00	█	23/02/01 09:49:50	8,939 1,019,786.90
SOLID FORSAKRINGSAKTIEBOL... SE0017082548	68.75	0.36% 0.25		23/02/01 09:45:48	2,371 162,777.85
SSAB AB SER. A SE0000171100	74.52	0.24% 0.18		23/02/01 09:49:15	489,723 36,481,014.86
SSAB AB SER. B SE0000120669	70.96	0.06% 0.04		23/02/01 09:49:39	1,033,166 73,353,729.74
STILLFRONT GROUP AB SE0015346135	17.965	-1.13% -0.21		23/02/01 09:49:48	598,821 10,722,292.74
SVENSKA CELLULOSA AB SCA ... SE0000112724	148.10	2.35% 3.40	█	23/02/01 09:49:25	361,560 53,102,144.00
SVENSKA HANDELSBANKEN AB ... SE0007100599	108.85	0.00% 0.00		23/02/01 09:49:47	994,972 107,878,737.40
SWEDBANK AB SER A SE0000242455	204.30	1.95% 3.90	█	23/02/01 09:49:49	1,215,384 245,628,893.20
SWEDISH MATCH AB SE0015812219	113.55	0.00% 0.00		22/12/30 17:29:52	386,086 43,829,363.05
SWEDISH ORPHAN BIOVITRUM ... SE0000872095	231.30	-0.47% -1.10		23/02/01 09:49:43	20,760 4,812,112.95
TELE2 AB SER. B SE0005190238	89.90	-0.33% -0.30		23/02/01 09:49:41	729,710 65,772,857.74
TELEFONAKTIEBOLAGET LM ER... SE0000108656	60.66	0.46% 0.28		23/02/01 09:49:47	713,815 43,294,686.56
TELIA CO. AB SE0000667925	27.12	0.52% 0.14		23/02/01 09:49:44	2,577,336 69,697,953.39
TETHYS OIL AB SE0017859259	62.70	-0.40% -0.25		23/02/01 09:49:38	13,460 849,729.70
TRELLEBORG AB SER. B SE0000114837	261.90	0.50% 1.30		23/02/01 09:47:02	32,703 8,543,742.80
VIAPLAY GROUP AB SER. B SE0012116390	261.00	1.56% 4.00	█	23/02/01 09:48:20	18,815 4,876,447.20