

## CANFOR CORPORATION

ISIN: CA1375761048 WKN: -

## Overview

2024/07/18 18:59:29

Price  
10.00 EURDifference  -0.99% (-0.10)

## General attributes

ISIN	CA1375761048
Symbol	CFP
Exchange	Stuttgart
Currency	EUR
Sector	Industry
Security type	Stock
Market cap (m)	1,178 EUR
Benchmark	S&P/TSX 60 INDEX

## Market data

Bid (Bid size)	- (0)
Ask (Ask size)	- (0)
Open	10.10 EUR
High	10.10 EUR
Low	9.90 EUR
Close (prev. day)	10.10 EUR
VWAP	-
Volume (pcs)	0
Trading volume	0.00
Number of trades	10
Last size	0

## Futures and Options





Related Futures	-
Related Options	-

5y



Information about previous performance does not guarantee future performance.  
Source: FactSet

## Recent research

on sector		
Date	Headline	Download
2024/07/15	 Aktienempfehlungen Global	
2024/07/12	 Global Equity Ratings	
2024/07/09	 Aktienempfehlungen Österreich	
2024/06/24	 Aktienempfehlungen Österreich	
2024/06/21	 Global Equity Ratings	

## Details

2024/07/18 18:59:29

## Price

10.00 EUR

Difference  -0.99% (-0.10)

## General attributes

ISIN	CA1375761048
Symbol	CFP
Exchange	Stuttgart
Currency	EUR
Sector	Industry
Security type	Stock
Market cap (m)	1,178 EUR
Benchmark	S&P/TSX 60 INDEX

## Market data

Bid (Bid size)	- (0)
Ask (Ask size)	- (0)
Open	10.10 EUR
High	10.10 EUR
Low	9.90 EUR
Close (prev. day)	10.10 EUR
VWAP	-
Volume (pcs)	0
Trading volume	0.00
Number of trades	10
Last size	0

## Performance and Risk

	6m	1y	3y
Perf (%)	-13.72%	-36.91%	-37.89%
Perf (abs.)	-1.59	-5.85	-6.10
Beta	0.95	1.13	1.37
Volatility	32.02	35.51	40.83

5y



Information about previous performance does not guarantee future performance.  
Source: FactSet

## Price data

Ø price 5 days   Ø volume 5 days (pcs.)	9.73 EUR (0)
Ø price 30 days   Ø volume 30 days (pcs.)	9.76 EUR (0)
Ø price 100 days   Ø volume 100 days (pcs.)	10.34 EUR (0)
Ø price 250 days   Ø volume 250 days (pcs.)	11.16 EUR (2)
YTD High   date	12.79 EUR (2024/01/10)
YTD Low   date	9.10 EUR (2024/07/11)
52 Weeks High   date	15.69 EUR (2023/07/19)
52 Weeks Low   date	9.10 EUR (2024/07/11)

## All listings for CANFOR CORPORATION

Exchange 	Date	Time	Price	Trading volume (mio.)	Number of trades
Tradegate	2024/07/18	22:02	9.95 EUR	0.00	1
Toronto Stock Exchange	2024/07/18	22:00	14.88 CAD	3.83	1,622
Stuttgart	2024/07/18	18:59	10.00 EUR	0.00	10
Munich	2024/07/18	08:07	10.10 EUR	0.00	2
Frankfurt	2024/07/18	16:30	10.00 EUR	0.00	3

	18					
FINRA other OTC Issues	2024/07/ 18	16:08	11.0588 USD	0.24		3
Duesseldorf	2024/07/ 18	19:32	9.95 EUR	0.00		7
Berlin	2024/07/ 18	08:08	10.10 EUR	0.00		3

# Company profile

## Company Logo

### Contact Details

CANFOR CORP.

--

Suite 230, West 75th Ave 1700 V6P 6G2  
Vancouver

Telefon: +1 604 661-5241

Fax: +1 604 661-5226

E-mail: -

## Company Profile

-

### Members of Management Board

Don Kayne	Chairman of Managing Board
Pat Elliott	Member of Executive Committee

### Board of directors

John Baird	Chairman of Supervisory Board
Dianne Watts	Member of Supervisory Board
Conrad Pinette	Member of Supervisory Board
Dieter Jentsch	Member of Supervisory Board
Frederick Stimpson	Member of Supervisory Board
Glen Clark	Member of Supervisory Board
J. Armstrong	Member of Supervisory Board
Karl Vilhelm Santhe Dahl	Member of Supervisory Board
M. Dallas Ross	Member of Supervisory Board
Norman Mayr	Member of Supervisory Board
Ross Smith	Member of Supervisory Board
Ryan Barrington-Foote	Member of Supervisory Board
Sandra Stuart	Member of Supervisory Board
William Stinson	Member of Supervisory Board