

## AMSC ASA

ISIN: NO0010272065

WKN: -

## Overview

2024/09/13 18:18:53

Price  
2.60 USDDifference  1.96% (0.05)

## General attributes

ISIN	NO0010272065
Symbol	AMSC
Exchange	FINRA other OTC Issues
Currency	USD
Sector	Transport
Security type	Stock
Market cap (m)	170 EUR
Benchmark	NORWAY OSLO BORS ALL SHARE(TRG)

## Market data

Bid (Bid size)	-
Ask (Ask size)	-
Open	2.65 USD
High	2.65 USD
Low	2.57 USD
Close (prev. day)	2.55 USD
VWAP	2.608065 USD
Volume (pcs)	3,100
Trading volume	8,085.00
Number of trades	3
Last size	1,000

## Futures and Options











Related Futures	-
Related Options	-

5y



Information about previous performance does not guarantee future performance.  
Source: FactSet

## Recent research

on sector			
Date		Headline	Download
2024/09/11		Global Equity Ratings	
2024/09/11		Aktienempfehlungen Global	
2024/09/09		Aktienempfehlungen Österreich	
2024/09/05		Global Equity Ratings	
2024/09/05		Aktienempfehlungen Global	

## Details

2024/09/13 18:18:53

## Price

2.60 USD

Difference ▲ 1.96% (0.05)

## General attributes

ISIN	NO0010272065
Symbol	AMSC
Exchange	FINRA other OTC Issues
Currency	USD
Sector	Transport
Security type	Stock
Market cap (m)	170 EUR
Benchmark	NORWAY OSLO BORS ALL SHARE(TRG)

## Market data

Bid (Bid size)	-
Ask (Ask size)	-
Open	2.65 USD
High	2.65 USD
Low	2.57 USD
Close (prev. day)	2.55 USD
VWAP	2.608065 USD
Volume (pcs)	3,100
Trading volume	8,085.00
Number of trades	3
Last size	1,000

## Performance and Risk

	6m	1y	3y
Perf (%)	+6.12%	-34.18%	-27.38%
Perf (abs.)	+0.15	-1.35	-0.98
Beta	-	-	-
Volatility	92.85	155.21	91.52

5y



Information about previous performance does not guarantee future performance.  
Source: FactSet

## Price data

Ø price 5 days   Ø volume 5 days (pcs.)	2.48 USD (2,020)
Ø price 30 days   Ø volume 30 days (pcs.)	2.60 USD (675)
Ø price 100 days   Ø volume 100 days (pcs.)	2.80 USD (431)
Ø price 250 days   Ø volume 250 days (pcs.)	2.77 USD (2,067)
YTD High   date	3.15 USD (2024/07/01)
YTD Low   date	2.20 USD (2024/04/01)
52 Weeks High   date	4.54 USD (2023/10/23)
52 Weeks Low   date	1.85 USD (2023/10/26)

## All listings for AMSC ASA

Exchange	Date	Time	Price	Trading volume (mio.)	Number of trades
Tradegate	2024/09/13	22:02	2.38 EUR	0.00	1
Stuttgart	2024/09/13	16:37	2.34 EUR	0.00	13
Munich	2024/09/13	08:08	2.28 EUR	0.00	2
London Stock Exchange	2023/04/14	09:23	41.50 NOK	0.23	1
Frankfurt	2024/09/13	21:39	2.36 EUR	0.00	3

	13						
First North Stockholm	2024/09/ 02	18:00	29.15 NOK	0.01		7	
FINRA other OTC Issues	2024/09/ 13	18:18	2.60 USD	0.01		3	
Duesseldorf	2024/09/ 13	08:12	2.265 EUR	0.00		3	
Berlin	2024/09/ 13	21:43	2.375 EUR	0.00		19	

## Company profile

### Company Logo



### Company Profile

-

### Contact Details

AMSC ASA

--

----

Telefon: -

Fax: -

E-mail: -