

BELGIUM ALL SHARE(TRN)

ISIN: **BE0389550956** WKN: -

Overview

2024/09/18 20:27:04

Price

59,745.96 EURDifference  -0.35% (-208.96)

General attributes

ISIN BE0389550956

Symbol -

Country Belgium

Instruments in index 119

Type of index -

Security type Index

Market data

Open 59,955.11 EUR

High 60,032.42 EUR

Low 59,691.95 EUR

Close (prev. day) 59,954.92 EUR

Trading volume (m) -

Volume (pcs) -



Information about previous performance does not guarantee future performance.

Source: FactSet

Top 5

Name 	Price	+ - (%) 	Trend 
CRESCENT N...	0.0128	+12.28	
CELYAD ONC...	0.258	+7.50	
CENERGY HL...	9.89	+5.04	
HYBRID SOF...	3.86	+3.76	
SOLVAY SA	33.73	+2.99	

Intraday 1w 1m 6m 1y 3y

Flop 5

Name 	Price	+ - (%) 	Trend 
BIOSENIC S...	0.008	-3.61	
AZELIS GRO...	19.19	-2.98	
AVANTIUM N...	1.95	-2.74	
JENSEN-GRO...	41.60	-2.58	
BIOTALYS N...	3.10	-2.52	

Intraday 1w 1m 6m 1y 3y

Recent research

on market

Date	Headline	Download 
2024/09/18	 Credit Markets Weekly	
2024/09/18	 Credit Markets Weekly (DE)	
2024/09/13	 Week Ahead	
2024/09/13	 Wochenausblick	
2024/09/12	 ECB cuts further	

Futures and Options

Related Futures -

Related Options -

Details

2024/09/18 20:27:04

Price

59,745.96 EUR

 Difference ▼ -0.35% (-208.96)

General attributes

ISIN BE0389550956

Symbol -

Country Belgium

Security type Index

Instruments in index 119

Market data

Open 59,955.11 EUR

High 60,032.42 EUR

Low 59,691.95 EUR

Close (prev. day) 59,954.92 EUR

Trading volume (m) -

Volume (pcs) -

Performance and Risk

	6m	1y	3y
Perf (%)	+10.51%	+14.82%	+31.29%
Perf (abs.)	+5,683.30	+7,713.69	+14,237.75
Beta	-	-	-
Volatility	11.58	10.58	14.94



Information about previous performance does not guarantee future performance.

Source: FactSet

Price data

Ø price 5 days Ø volume 5 days (pcs.)	59,768.34 EUR (0)
Ø price 30 days Ø volume 30 days (pcs.)	58,815.21 EUR (0)
Ø price 100 days Ø volume 100 days (pcs.)	58,274.37 EUR (0)
Ø price 250 days Ø volume 250 days (pcs.)	55,170.94 EUR (0)
YTD High date	60,188.45 EUR (2024/09/17)
YTD Low date	51,730.17 EUR (2024/01/17)
52 Weeks High date	60,188.45 EUR (2024/09/17)
52 Weeks Low date	48,954.98 EUR (2023/10/26)















Composition

Name  ISIN	Price	Diff %  Diff +/-	Performance 	Date Time	Turnover Pc.  Turnover Money 
ABO GROUP ENVIRONM BE0974278104	5.65	0.89% 0.05		24/09/18 17:27:15	350 1,975.00
ACCENTIS S.A. BE0003696102	0.028	0.00% 0.00		24/09/18 13:33:59	5 0.14
ACKERMANS & VAN HAAREN N.... BE0003764785	188.00	2.17% 4.00		24/09/18 17:35:20	44,478 8,385,566.00
AEDIFICA NV BE0003851681	63.40	-0.08% -0.05		24/09/18 17:35:04	41,513 2,629,110.00
AGEAS SA/NV BE0974264930	47.40	-0.42% -0.20		24/09/18 17:35:20	297,637 14,059,967.00
AGFA-GEVAERT NV BE0003755692	1.064	-0.56% -0.01		24/09/18 17:35:08	71,492 75,739.00
ANHEUSER-BUSCH INBEV SA BE0974293251	57.32	-1.17% -0.68		24/09/18 17:35:05	751,994 43,197,285.00
APERAM S.A. LU0569974404	24.22	-0.82% -0.20		24/09/18 17:35:23	152,298 3,708,298.00
ARGENX SE NL0010832176	475.70	-1.29% -6.20		24/09/18 17:35:03	42,974 20,366,642.00
ASCENCIO S.C.A. BE0003856730	49.20	0.41% 0.20		24/09/18 17:35:22	4,438 217,319.00
ATENOR SA BE0003837540	5.25	-1.13% -0.06		24/09/18 17:00:49	15,576 83,340.00
AVANTIUM NV NL0012047823	1.95	-2.74% -0.06		24/09/18 17:35:07	240,281 478,377.00
AZELIS GROUP N.V. BE0974400328	19.19	-2.98% -0.59		24/09/18 17:35:18	161,054 3,107,321.00
BANIMMO SA BE0003870871	3.20	-0.62% -0.02		24/09/18 12:28:06	1,501 4,815.00
BANQUE NATIONALE DE BELGI... BE0003008019	423.00	0.00% 0.00		24/09/18 17:17:50	65 27,664.00
BARCO N.V. BE0974362940	11.96	2.40% 0.28		24/09/18 17:36:40	91,174 1,090,915.00
BEKAERT N.V. BE0974258874	36.34	2.31% 0.82		24/09/18 17:35:08	41,163 1,490,189.00
BELYSSE GROUP NV BE0974314461	0.88	0.57% 0.01		24/09/18 17:00:16	420 370.00
BIOCARTIS GROUP NV BE0974281132	0.29	1.05% 0.00		23/09/22 17:35:06	112,228 32,629.00
BIOSENIC SA BE0974280126	0.008	-3.61% -0.00		24/09/18 17:35:13	3,022,156 24,372.00
BIOTALYS NV NPV BE0974386188	3.10	-2.52% -0.08		24/09/18 17:35:05	60,779 189,015.00
BPOST S.A. BE0974268972	2.59	-0.19% -0.01		24/09/18 17:35:19	95,800 248,771.00
BREDERODE S.A. LU1068091351	116.60	0.69% 0.80		24/09/18 17:35:12	9,141 1,058,499.00

CAMPINE N.V. BE0003825420	80.00	2.56% 2.00		24/09/18 16:30:05	575 44,892.00
CARE PROPERTY INVEST NV BE0974273055	14.90	-0.27% -0.04		24/09/18 17:35:17	45,954 690,058.00
CELYAD ONCOLOGY SA BE0974260896	0.258	7.50% 0.02		24/09/18 17:35:10	17,853 4,414.00
CENERGY HLDGS SA NPV BE0974303357	9.80	5.04% 0.47		24/09/18 17:22:29	7,638 73,933.00
CIE D'ENTERPRISES CFE S.A... BE0003883031	6.67	0.30% 0.02		24/09/18 17:35:23	725 4,829.00
CIE IMMOBILIÈRE DE BELGIQ... BE0003599108	22.75	-1.52% -0.35		24/09/18 17:35:15	8,740 200,356.00
COFINIMMO SA NPV BE0003593044	66.00	-0.08% -0.05		24/09/18 17:35:17	51,503 3,396,214.00
COLRUYT GROUP N.V. BE0974256852	44.12	1.01% 0.44		24/09/18 17:35:29	71,045 3,138,597.00
COMPAGNIE DE SAINT-GOBAIN... FR0000125007	80.94	0.20% 0.16		24/09/18 17:38:42	765,055 61,841,435.00
COMPAGNIE DU BOIS SAUVAGE... BE0003592038	260.00	-1.14% -3.00		24/09/18 17:35:13	324 84,857.00
CRESCENT N.V. BE0003836534	0.0128	12.28% 0.00		24/09/18 17:28:35	1,698,608 20,860.00
CUMULEX NV NPV 'B' BE0003463685	0.81	-40.00% -0.54		24/09/06 16:30:12	50 41.00
D'IETEREN GROUP SA/NV BE0974259880	195.90	0.05% 0.10		24/09/18 17:35:26	62,524 12,233,286.00
DECEUNINCK N.V. BE0003789063	2.55	1.59% 0.04		24/09/18 17:35:12	68,073 172,479.00
DEME GROUP NV BE0974413453	150.60	-0.26% -0.40		24/09/18 17:35:12	4,222 635,496.00
ECONOCOM GROUP SA BE0974313455	2.015	0.25% 0.01		24/09/18 17:21:53	5,317 10,759.00
EKOPAK NV NPV BE0974380124	15.00	-0.99% -0.15		24/09/18 15:46:16	6,665 100,297.00
ELIA GROUP SA BE0003822393	104.70	-0.76% -0.80		24/09/18 17:35:23	43,978 4,608,684.00
ENGIE S.A. FR0010208488	15.925	-0.62% -0.10		24/09/18 17:35:18	4,089,872 65,138,958.00
EUROCOMMERCIAL PROPERTIES... NL0015000K93	25.20	0.00% 0.00		24/09/18 17:35:04	52,039 1,310,076.00
EURONAV S.A. BE0003816338	14.45	0.91% 0.13		24/09/18 17:35:03	11,997 173,512.00
EURONEXT N.V. NL0006294274	99.70	-0.40% -0.40		24/09/18 17:35:10	122,983 12,260,773.00
EVS BROADCAST EQUIPMENT S... BE0003820371	29.25	0.52% 0.15		24/09/18 17:35:01	12,899 377,306.00
EXMAR BE0003808251	8.80	1.50% 0.13		24/09/18 17:35:05	18,169 154,634.00
FAGRON N.V. BE0003874915	18.80	-0.74% -0.14		24/09/18 17:35:23	39,700 747,496.00
FINANCIÈRE DE TUBIZE S.A. BE0003823409	130.20	-0.31% -0.40		24/09/18 17:35:22	29,343 3,809,105.00
FLORIDIENNE SA BE0003215143	635.00	-1.55% -10.00		24/09/18 16:30:22	176 111,785.00
FLUXYS BELGIUM S.A.	15.45	0.32%		24/09/18	6,094

BELGIUM ALL SHARE(TRN)

BE0974265945		0.05		17:35:12	93,218.00
FOUNTAIN S.A. BE0003752665	1.51	4.14% 0.06		24/09/17 16:52:50	13,800 20,683.00
GALAPAGOS N.V. BE0003818359	27.34	-1.30% -0.36		24/09/18 17:35:17	54,970 1,504,600.00
GIMV BE0003699130	42.60	-0.47% -0.20		24/09/18 17:35:07	14,126 603,191.00
GREENYARD FOODS S.A. BE0003765790	6.32	-0.63% -0.04		24/09/18 17:35:00	4,505 28,364.00
GROUPE BRUXELLES LAMBERT ... BE0003797140	68.80	-0.29% -0.20		24/09/18 17:35:15	63,840 4,392,547.00
HOME INVEST BELGIUM S.A. BE0974409410	18.98	-0.21% -0.04		24/09/18 17:35:10	7,674 146,322.00
HYBRID SOFTWARE GROUP PLC GB00BYN5BY03	3.86	3.76% 0.14		24/09/18 10:11:45	71 274.00
HYLORIS PHARMACEUTICALS S... BE0974363955	5.96	-0.33% -0.02		24/09/18 17:35:18	11,378 65,946.00
IEP INVEST BE0003748622	5.35	0.00% 0.00		24/09/17 10:10:47	4 21.00
IMMO MOURY S.C.A. BE0003893139	33.00	0.00% 0.00		24/09/18 16:30:01	191 6,303.00
INCLUSIO SA/NV NPV BE0974374069	15.00	0.67% 0.10		24/09/18 17:35:13	8,489 127,196.00
ING GROEP N.V. NL0011821202	16.484	0.16% 0.03		24/09/18 17:39:14	5,034,111 83,022,711.00
ION BEAM APPLICATIONS S.A... BE0003766806	13.64	2.25% 0.30		24/09/18 17:35:21	23,310 314,592.00
JENSEN-GROUP N.V. BE0003858751	41.60	-2.58% -1.10		24/09/18 17:35:25	5,723 237,065.00
KBC ANCORA BE0003867844	48.15	0.84% 0.40		24/09/18 17:35:05	39,629 1,901,799.00
KBC GROEP BE0003565737	71.44	0.68% 0.48		24/09/18 17:36:29	511,770 36,457,418.00
KEYWARE TECHNOLOGIES S.A. BE0003880979	0.70	-0.71% -0.01		24/09/18 09:00:05	1,000 700.00
KINEPOLIS GROUP BE0974274061	38.65	-0.51% -0.20		24/09/18 17:37:20	12,029 465,436.00
KONINKLIJKE AHOLD DELHAIZ... NL0011794037	30.88	-0.83% -0.26		24/09/18 17:35:05	1,406,231 43,464,637.00
LOTUS BAKERIES NV BE0003604155	11,760.00	-2.33% -280.00		24/09/18 17:35:06	808 9,524,560.00
MELEXIS N.V. BE0165385973	76.45	-0.26% -0.20		24/09/18 17:35:02	19,015 1,452,230.00
MIKO NV BE0003731453	49.10	1.03% 0.50		24/09/18 14:16:48	141 6,923.00
MITHRA PHARMACEUTICALS S.... BE0974283153	0.216	-1.82% -0.00		24/04/26 17:35:26	82,336 18,061.00
MONTEA NV BE0003853703	76.60	-1.03% -0.80		24/09/18 17:35:14	13,149 1,009,087.00
MOPOLI NLG50 NL0000488153	262.00	-2.24% -6.00		24/09/04 11:30:07	3 786.00
MOURY CONSTRUCT S.A. BE0003602134	550.00	-1.79% -10.00		24/09/18 16:58:42	87 48,540.00
NEXTENSA SA BE0003770840	43.90	-1.35% -0.60		24/09/18 17:28:41	2,562 86,990.00

NYRSTAR N.V. BE0974294267	0.0388	2.11% 0.00		24/09/18 17:35:25	19,473 766.00
NYXOAH SA NPV BE0974358906	7.54	1.89% 0.14		24/09/18 17:19:23	3,771 28,097.00
ONTEX GROUP N.V. BE0974276082	8.68	-1.14% -0.10		24/09/18 17:36:13	43,691 380,157.00
ONWARD MEDICAL NV EUR0.12 NL0015000HT4	4.71	-1.46% -0.07		24/09/18 17:35:00	6,881 32,549.00
ORANGE BELGIUM S.A. BE0003735496	14.10	-1.26% -0.18		24/09/18 17:35:18	3,183 45,239.00
OXURION N.V. BE0974487192	0.595	2.41% 0.01		24/09/18 17:18:56	3,931 2,356.00
PAYTON PLANAR MAGNETICS L... IL0010830391	7.80	0.00% 0.00		24/09/18 14:54:36	15,206 118,607.00
PROXIMUS SA BE0003810273	7.155	1.20% 0.09		24/09/18 17:35:15	238,519 1,704,945.00
QRF SICAFI CVA BE0974272040	11.50	0.44% 0.05		24/09/18 17:06:02	2,676 31,126.00
QUEST FOR GROWTH PRICAF BE0003730448	4.50	0.90% 0.04		24/09/18 17:16:11	7,930 35,451.00
RECTICEL NV BE0003656676	13.30	1.68% 0.22		24/09/18 17:35:14	28,680 378,861.00
RETAIL ESTATES S.A. BE0003720340	67.40	-0.30% -0.20		24/09/18 17:35:03	6,532 440,326.00
ROULARTA MEDIA GROUP N.V. BE0003741551	11.25	-2.17% -0.25		24/09/18 17:35:29	1,559 17,661.00
SCHEERDERS VAN KERCHOVE'S... BE0012378593	260.00	0.00% 0.00		24/08/30 11:30:47	28 7,280.00
SEQUANA MEDICAL NV BE0974340722	0.93	1.09% 0.01		24/09/18 17:22:41	9,699 8,933.00
SHURGARD SELF STORAGE LTD... GG00BQZCBZ44	41.35	-1.66% -0.70		24/09/18 17:35:28	17,218 715,344.00
SIPEF S.A. BE0003898187	54.20	0.00% 0.00		24/09/18 17:35:19	441 23,788.00
SMARTPHOTO GROUP BE0974323553	24.60	0.82% 0.20		24/09/18 16:53:42	64 1,569.00
SOFINA S.A. BE0003717312	256.60	-0.23% -0.60		24/09/18 17:36:22	23,844 6,104,592.00
SOLVAC SA BE0003545531	96.40	-1.63% -1.60		24/09/18 17:28:13	3,853 374,046.00
SOLVAY SA BE0003470755	33.73	2.99% 0.98		24/09/18 17:35:18	208,825 6,969,726.00
SPADEL S.A. BE0003798155	189.00	-0.53% -1.00		24/09/18 11:30:12	20 3,780.00