

BELGIUM ALL SHARE(TRN)

ISIN: **BE0389550956** WKN: -

Overview

2024/08/16 18:05:02

Price

58,310.75 EUR

Difference ▼ -0.09% (-54.30)

General attributes

ISIN	BE0389550956
Symbol	-
Country	Belgium
Instruments in index	119
Type of index	-
Security type	Index

Market data

Open	58,367.78 EUR
High	58,484.78 EUR
Low	58,071.41 EUR
Close (prev. day)	58,365.05 EUR
Trading volume (m)	-
Volume (pcs)	-



Information about previous performance does not guarantee future performance.
Source: FactSet

Top 5

Name	Price	+ - (%)	Trend
NYRSTAR N...	0.055	+5.36	▲
HYBRID SOF...	4.02	+4.15	▲
CELYAD ONC...	0.255	+2.82	▲
TEXAF S.A.	35.00	+2.34	▲
VIOHALCO S...	5.60	+2.33	▲

Intraday 1w 1m 6m 1y 3y

Flop 5

Name	Price	+ - (%)	Trend
CRESCENT N...	0.011	-6.78	▼
HYLORIS PH...	6.24	-6.02	▼
CENERGY HL...	9.81	-5.57	▼
ACCENTIS S...	0.028	-5.08	▼
SEQUANA ME...	1.00	-4.31	▼

Intraday 1w 1m 6m 1y 3y

Recent research

on market

Date	Headline	Download
2024/08/16	Week Ahead	Download
2024/08/16	Wochenausblick	Download
2024/08/12	Global Equity Ratings	Download
2024/08/12	Aktienempfehlungen Global	Download
2024/08/12	Marktkommentar	Download

Futures and Options

Related Futures -

Related Options -

Details

2024/08/16 18:05:02

Price

58,310.75 EUR

 Difference ▼ -0.09% (-54.30)

General attributes

ISIN	BE0389550956
Symbol	-
Country	Belgium
Security type	Index
Instruments in index	119

Market data

Open	58,367.78 EUR
High	58,484.78 EUR
Low	58,071.41 EUR
Close (prev. day)	58,365.05 EUR
Trading volume (m)	-
Volume (pcs)	-

Performance and Risk

	6m	1y	3y
Perf (%)	+9.95%	+14.69%	+25.33%
Perf (abs.)	+5,275.29	+7,469.50	+11,785.55
Beta	-	-	-
Volatility	11.66	10.70	14.99




Information about previous performance does not guarantee future performance.
Source: FactSet

Price data

Ø price 5 days Ø volume 5 days (pcs.)	57,917.58 EUR (0)
Ø price 30 days Ø volume 30 days (pcs.)	57,885.13 EUR (0)
Ø price 100 days Ø volume 100 days (pcs.)	57,695.88 EUR (0)
Ø price 250 days Ø volume 250 days (pcs.)	54,485.03 EUR (0)
YTD High date	60,136.04 EUR (2024/05/20)
YTD Low date	51,730.17 EUR (2024/01/17)
52 Weeks High date	60,136.04 EUR (2024/05/20)
52 Weeks Low date	48,954.98 EUR (2023/10/26)









Composition

Name  ISIN	Price	Diff %  Diff +/-	Performance 	Date Time	Turnover Pc.  Turnover Money 
ABO GROUP ENVIRONM BE0974278104	5.55	0.00% 0.00		24/08/16 16:46:56	25 139.00
ACCENTIS S.A. BE0003696102	0.028	-5.08% -0.00		24/08/16 14:39:47	7,116 155.00
ACKERMANS & VAN HAAREN N.... BE0003764785	173.70	0.17% 0.30		24/08/16 17:27:03	15,063 2,003,453.00
AEDIFICA NV BE0003851681	61.60	-0.08% -0.05		24/08/16 17:19:37	36,925 679,854.00
AGEAS SA/NV BE0974264930	43.82	1.11% 0.48		24/08/16 17:35:22	161,118 7,036,051.00
AGFA-GEVAERT NV BE0003755692	1.098	-1.26% -0.01		24/08/16 15:09:29	37,151 28,938.00
ANHEUSER-BUSCH INBEV SA BE0974293251	55.02	-0.33% -0.18		24/08/16 17:27:11	1,131,576 30,945,225.00
APERAM S.A. LU0569974404	24.88	-0.08% -0.02		24/08/16 17:27:41	194,572 2,867,566.00
ARGENX SE NL0010832176	477.40	-0.40% -1.90		24/08/16 17:26:31	24,848 5,025,095.00
ASCENCIO S.C.A. BE0003856730	47.60	0.11% 0.05		24/08/16 17:35:04	1,865 88,846.00
ATENOR SA BE0003837540	5.37	-0.56% -0.03		24/08/16 17:14:23	4,404 22,187.00
AVANTIUM NV NL0012047823	2.57	1.18% 0.03		24/08/16 17:35:14	157,337 402,595.00
AZELIS GROUP N.V. BE0974400328	17.36	-0.57% -0.10		24/08/16 17:29:01	126,323 952,178.00
BANIMMO SA BE0003870871	3.18	0.00% 0.00		24/08/16 16:34:23	251 798.00
BANQUE NATIONALE DE BELGI... BE0003008019	428.00	-0.47% -2.00		24/08/16 15:49:01	28 8,966.00
BARCO N.V. BE0974362940	12.10	-0.33% -0.04		24/08/16 17:20:37	59,387 435,688.00
BEKAERT N.V. BE0974258874	35.34	-2.11% -0.76		24/08/16 17:10:47	36,801 874,058.00
BELYSSE GROUP NV BE0974314461	0.84	0.60% 0.01		24/08/16 13:42:04	1,457 1,040.00
BIOCARTIS GROUP NV BE0974281132	0.29	1.05% 0.00		23/09/22 17:35:06	112,228 32,629.00
BIOSENIC SA BE0974280126	0.0092	1.10% 0.00		24/08/16 17:08:34	2,366,440 20,445.00
BIOTALYS NV NPV BE0974386188	3.01	1.01% 0.03		24/08/16 17:01:06	3,200 7,639.00
BPOST S.A. BE0974268972	2.595	0.00% 0.00		24/08/16 16:48:53	76,534 75,731.00
BREDERODE S.A. LU1068091351	107.60	0.00% 0.00		24/08/16 17:06:48	2,312 207,592.00

CAMPINE N.V. BE0003825420	72.50	1.40% 1.00		24/08/16 16:30:27	463 26,100.00
CARE PROPERTY INVEST NV BE0974273055	14.44	-0.55% -0.08		24/08/16 17:35:03	37,058 535,465.00
CELYAD ONCOLOGY SA BE0974260896	0.255	2.82% 0.01		24/08/16 17:03:39	56,661 13,816.00
CENERGY HLDGS SA NPV BE0974303357	10.18	-5.57% -0.60		24/08/16 17:11:21	3,910 38,202.00
CIE D'ENTREPRISES CFE S.A... BE0003883031	7.23	0.84% 0.06		24/08/16 10:18:35	4,199 15,728.00
CIE IMMOBILIÈRE DE BELGIQ... BE0003599108	24.10	-3.21% -0.80		24/08/16 17:18:16	5,961 137,473.00
COFINIMMO SA NPV BE0003593044	61.50	-0.49% -0.30		24/08/16 17:25:57	45,119 1,344,324.00
COLRUYT GROUP N.V. BE0974256852	45.00	0.63% 0.28		24/08/16 17:29:14	56,647 1,090,875.00
COMPAGNIE DE SAINT-GOBAIN... FR0000125007	75.76	0.45% 0.34		24/08/16 17:23:38	828,955 40,551,508.00
COMPAGNIE DU BOIS SAUVAGE... BE0003592038	269.00	0.37% 1.00		24/08/16 17:09:46	341 88,193.00
CRESCENT N.V. BE0003836534	0.0112	-5.08% -0.00		24/08/16 16:51:47	180,671 1,998.00
CUMULEX NV NPV 'B' BE0003463685	1.35	0.00% 0.00		24/07/16 11:30:21	50 68.00
D'IETEREN GROUP SA/NV BE0974259880	212.00	-0.47% -1.00		24/08/16 17:26:34	21,799 1,486,436.00
DECEUNINCK N.V. BE0003789063	2.285	0.88% 0.02		24/08/16 16:18:11	19,521 31,512.00
DEME GROUP NV BE0974413453	165.60	-0.36% -0.60		24/08/16 17:35:17	3,055 505,069.00
ECONOCOM GROUP SA BE0974313455	2.095	0.24% 0.01		24/08/16 15:44:39	26,941 39,721.00
EKOPAK NV NPV BE0974380124	16.75	-0.30% -0.05		24/08/16 17:11:50	926 12,867.00
ELIA GROUP SA BE0003822393	95.55	-0.21% -0.20		24/08/16 17:21:55	24,334 756,535.00
ENGIE S.A. FR0010208488	15.565	0.94% 0.14		24/08/16 17:35:08	5,879,789 91,222,350.00
EUROCOMMERCIAL PROPERTIES... NL0015000K93	23.25	0.00% 0.00		24/08/16 17:15:29	17,718 216,958.00
EURONAV S.A. BE0003816338	15.39	-0.26% -0.04		24/08/16 17:17:55	17,593 224,871.00
EURONEXT N.V. NL0006294274	94.35	0.32% 0.30		24/08/16 17:29:40	88,152 2,596,638.00
EVS BROADCAST EQUIPMENT S... BE0003820371	29.25	-0.17% -0.05		24/08/16 17:19:38	14,624 378,834.00
EXMAR BE0003808251	7.60	-2.06% -0.16		24/08/16 16:45:26	22,362 166,701.00
FAGRON N.V. BE0003874915	18.92	0.00% 0.00		24/08/16 17:03:51	46,937 446,123.00
FINANCIÈRE DE TUBIZE S.A. BE0003823409	111.40	-1.07% -1.20		24/08/16 17:29:59	8,963 757,822.00
FLORIDIENNE SA BE0003215143	615.00	0.00% 0.00		24/08/16 11:30:04	3 1,230.00
FLUXYS BELGIUM S.A.	15.45	-0.32%		24/08/16	1,416

BELGIUM ALL SHARE(TRN)

BE0974265945		-0.05		14:39:08	19,969.00
FOUNTAIN S.A. BE0003752665	1.32	-7.69% -0.11		24/08/14 11:35:44	30 -
GALAPAGOS N.V. BE0003818359	22.18	-0.09% -0.02		24/08/16 17:11:57	48,612 660,871.00
GIMV BE0003699130	40.25	-0.25% -0.10		24/08/16 16:53:02	6,008 199,297.00
GREENYARD FOODS S.A. BE0003765790	6.10	-2.87% -0.18		24/08/16 17:35:04	10,162 62,614.00
GROUPE BRUXELLES LAMBERT ... BE0003797140	67.15	-0.44% -0.30		24/08/16 17:22:10	47,093 1,435,517.00
HOME INVEST BELGIUM S.A. BE0974409410	18.30	0.11% 0.02		24/08/16 15:24:25	4,223 56,012.00
HYBRID SOFTWARE GROUP PLC GB00BYN5BY03	4.02	4.15% 0.16	█	24/08/16 10:37:31	17 68.00
HYLORIS PHARMACEUTICALS S... BE0974363955	6.24	-6.02% -0.40		24/08/16 17:16:08	31,470 195,115.00
IEP INVEST BE0003748622	5.35	0.94% 0.05	█	24/08/16 11:08:38	33 64.00
IMMO MOURY S.C.A. BE0003893139	32.80	1.86% 0.60	█	24/08/16 16:30:11	11 360.00
INCLUSIO SA/NV NPV BE0974374069	14.40	0.35% 0.05		24/08/16 09:00:04	1 14.00
ING GROEP N.V. NL0011821202	15.712	-0.11% -0.02		24/08/16 17:29:13	8,157,649 104,688,576.00
ION BEAM APPLICATIONS S.A... BE0003766806	11.54	3.04% 0.34	█	24/08/16 15:46:56	13,203 78,487.00
JENSEN-GROUP N.V. BE0003858751	42.90	1.42% 0.60	█	24/08/16 16:22:12	417 16,754.00
KBC ANCORA BE0003867844	45.00	-0.99% -0.45		24/08/16 17:24:06	31,004 931,222.00
KBC GROEP BE0003565737	69.14	-1.40% -0.98		24/08/16 17:29:40	559,706 12,996,153.00
KEYWARE TECHNOLOGIES S.A. BE0003880979	0.745	0.00% 0.00		24/08/15 13:40:33	500 372.50
KINEPOLIS GROUP BE0974274061	39.10	0.64% 0.25	█	24/08/16 17:10:10	16,469 100,891.00
KONINKLIJKE AHOLD DELHAIZ... NL0011794037	30.06	-0.20% -0.06		24/08/16 17:29:29	2,596,328 59,252,292.00
LOTUS BAKERIES NV BE0003604155	10,920.00	1.49% 160.00	█	24/08/16 17:25:15	444 1,963,700.00
MELEXIS N.V. BE0165385973	79.90	-0.75% -0.60		24/08/16 17:21:39	14,867 548,599.00
MIKO NV BE0003731453	51.40	0.78% 0.40	█	24/08/16 11:30:18	61 3,084.00
MITHRA PHARMACEUTICALS S.... BE0974283153	0.216	-1.82% -0.00		24/04/26 17:35:26	82,336 18,061.00
MONTEA NV BE0003853703	81.10	0.12% 0.10		24/08/16 17:27:57	9,277 342,427.00
MOPOLI NLG50 NL0000488153	240.00	9.09% 20.00	█	24/08/15 11:30:25	8 1,920.00
MOURY CONSTRUCT S.A. BE0003602134	500.00	-0.99% -5.00		24/08/16 16:52:19	207 102,945.00
NEXTENSA SA BE0003770840	43.05	1.29% 0.55	█	24/08/16 16:12:37	1,644 68,344.00

NYRSTAR N.V. BE0974294267	0.0534	2.30% 0.00		24/08/16 16:40:52	1,532 32.00
NYXOAH SA NPV BE0974358906	7.12	-3.78% -0.28		24/08/16 17:13:18	13,783 82,433.00
ONTEX GROUP N.V. BE0974276082	8.86	2.07% 0.18		24/08/16 17:18:09	69,819 426,671.00
ONWARD MEDICAL NV EUR0.12 NL0015000HT4	4.80	-1.03% -0.05		24/08/16 17:24:26	19,853 76,799.00
ORANGE BELGIUM S.A. BE0003735496	14.80	-0.80% -0.12		24/08/16 17:35:06	1,458 21,823.00
OXURION N.V. BE0003846632	0.0001	0.00% 0.00		24/08/16 17:26:46	13,780,819 1,378.00
PAYTON PLANAR MAGNETICS L... IL0010830391	8.10	0.00% 0.00		24/08/16 11:30:00	200 1,620.00
PROXIMUS SA BE0003810273	6.465	1.17% 0.08		24/08/16 17:29:58	489,616 1,844,615.00
QRF SICAFI CVA BE0974272040	10.00	-2.91% -0.30		24/08/16 15:04:24	5,218 48,837.00
QUEST FOR GROWTH PRICAF BE0003730448	4.31	0.23% 0.01		24/08/16 13:25:47	979 4,279.00
RECTICEL NV BE0003656676	11.80	-1.34% -0.16		24/08/16 17:16:45	37,157 271,892.00
RETAIL ESTATES S.A. BE0003720340	64.70	0.78% 0.50		24/08/16 17:37:58	5,268 331,281.00
ROULARTA MEDIA GROUP N.V. BE0003741551	11.05	-0.90% -0.10		24/08/16 16:22:09	1,486 16,541.00
SCHEERDERS VAN KERCHOVE'S... BE0012378593	308.00	17.56% 46.00		24/08/12 11:30:14	1 308.00
SEQUANA MEDICAL NV BE0974340722	1.00	-4.31% -0.05		24/08/16 15:25:38	55,233 52,911.00
SHURGARD SELF STORAGE LTD... GG00BQZCBZ44	38.90	-1.14% -0.45		24/08/16 17:09:31	32,204 489,991.00
SIPEF S.A. BE0003898187	54.20	0.00% 0.00		24/08/16 17:00:10	688 35,419.00
SMARTPHOTO GROUP BE0974323553	26.80	0.00% 0.00		24/08/16 13:20:27	100 -
SOFINA S.A. BE0003717312	215.00	0.56% 1.20		24/08/16 17:35:14	12,583 2,701,263.00
SOLVAC SA BE0003545531	98.40	-1.60% -1.60		24/08/16 14:34:15	59 3,984.00
SOLVAY SA BE0003470755	30.88	-0.13% -0.04		24/08/16 17:35:29	141,253 4,364,404.00
SPADEL S.A. BE0003798155	183.00	-7.58% -15.00		24/08/15 11:30:26	10 1,830.00