

BELGIUM ALL SHARE(TRN)

ISIN: **BE0389550956** WKN: -

Overview

2024/06/10 18:05:02	
Price	57,988.67 EUR
Difference	▼ -0.45% (-259.49)
General attributes	
ISIN	BE0389550956
Symbol	-
Country	Belgium
Instruments in index	119
Type of index	-
Security type	Index
Market data	
Open	58,317.48 EUR
High	58,317.48 EUR
Low	57,417.07 EUR
Close (prev. day)	58,248.16 EUR
Trading volume (m)	-
Volume (pcs)	-



Information about previous performance does not guarantee future performance.
Source: FactSet

Top 5

Name	Price	+ - (%)	Trend
HYBRID SOF...	4.38	+4.78	▲
AGFA-GEVAE...	1.18	+3.33	▲
NYRSTAR N...	0.065	+3.17	▲
CARE PROPE...	14.64	+2.66	▲
SOLVAY SA	31.74	+2.49	▲

Intraday 1w 1m 6m 1y 3y

Flop 5

Name	Price	+ - (%)	Trend
KEYWARE TE...	0.79	-4.82	▼
CRESCENT N...	0.012	-3.23	▼
ENGIE S.A.	14.52	-3.20	▼
SHURGARD S...	39.35	-2.84	▼
MOURY CONS...	595.00	-2.46	▼

Intraday 1w 1m 6m 1y 3y

Recent research

Date	Headline	Download
2024/06/10	Fed wird weiter abwarten	
2024/06/07	Wochenausblick	
2024/06/07	Week Ahead	
2024/06/07	ECB cuts CORRECTION	
2024/06/07	ECB cuts	

Futures and Options

Related Futures -

Related Options -

Details

2024/06/10 18:05:02

Price

57,988.67 EUR

 Difference ▼ -0.45% (-259.49)

General attributes

ISIN BE0389550956

Symbol -

Country Belgium

Security type Index

Instruments in index 119

Market data

Open 58,317.48 EUR

High 58,317.48 EUR

Low 57,417.07 EUR

Close (prev. day) 58,248.16 EUR

Trading volume (m) -

Volume (pcs) -

Performance and Risk

	6m	1y	3y
Perf (%)	+7.97%	+16.83%	+25.00%
Perf (abs.)	+4,278.59	+8,351.64	+11,597.48
Beta	-	-	-
Volatility	8.70	9.75	14.86



5y

Information about previous performance does not guarantee future performance.
Source: FactSet

Price data

Ø price 5 days Ø volume 5 days (pcs.)	58,287.89 EUR (0)
Ø price 30 days Ø volume 30 days (pcs.)	58,814.17 EUR (0)
Ø price 100 days Ø volume 100 days (pcs.)	55,614.21 EUR (0)
Ø price 250 days Ø volume 250 days (pcs.)	53,069.99 EUR (0)
YTD High date	60,136.04 EUR (2024/05/20)
YTD Low date	51,730.17 EUR (2024/01/17)
52 Weeks High date	60,136.04 EUR (2024/05/20)
52 Weeks Low date	48,269.67 EUR (2023/06/27)

















Composition

Name  ISIN	Price	Diff %  Diff +/-	Performance 	Date Time	Turnover Pc.  Turnover Money 
ABO GROUP ENVIRONM BE0974278104	5.55	0.00% 0.00		24/06/10 15:36:12	1,092 6,178.00
ACCENTIS S.A. BE0003696102	0.029	0.00% 0.00		24/06/10 12:44:49	627,340 18,193.00
ACKERMANS & VAN HAAREN N.... BE0003764785	159.60	-0.37% -0.60		24/06/10 17:35:14	32,185 5,112,266.00
AEDIFICA NV BE0003851681	58.00	0.00% 0.00		24/06/10 17:36:45	38,892 2,252,561.00
AGEAS SA/NV BE0974264930	43.72	-0.18% -0.08		24/06/10 17:35:12	275,069 12,003,142.00
AGFA-GEVAERT NV BE0003755692	1.18	3.33% 0.04	█	24/06/10 17:35:22	185,370 215,565.00
ANHEUSER-BUSCH INBEV SA BE0974293251	57.26	-0.93% -0.54		24/06/10 17:35:28	1,261,950 72,229,821.00
APERAM S.A. LU0569974404	25.50	0.00% 0.00		24/06/10 17:35:29	132,674 3,371,860.00
ARGENX SE NL0010832176	350.60	-1.13% -4.00		24/06/10 17:35:15	35,211 12,302,979.00
ASCENCIO S.C.A. BE0003856730	47.95	0.63% 0.30	█	24/06/10 17:35:13	1,246 59,483.00
ATENOR SA BE0003837540	6.00	-1.15% -0.07		24/06/10 17:35:12	6,052 36,482.00
AVANTIUM NV NL0012047823	2.64	1.93% 0.05	█	24/06/10 17:35:11	242,489 633,133.00
AZELIS GROUP N.V. BE0974400328	19.18	-0.36% -0.07		24/06/10 17:35:05	125,460 2,404,520.00
BANIMMO SA BE0003870871	3.18	-0.63% -0.02		24/06/10 09:00:20	1 3.00
BANQUE NATIONALE DE BELGI... BE0003008019	470.00	0.64% 3.00	█	24/06/10 17:21:54	88 40,438.00
BARCO N.V. BE0974362940	11.72	-1.76% -0.21		24/06/10 17:35:12	142,526 1,666,296.00
BEKAERT N.V. BE0974258874	42.00	0.05% 0.02	█	24/06/10 17:39:44	52,630 2,206,880.00
BELYSSE GROUP NV BE0974314461	0.87	1.75% 0.02	█	24/06/10 11:29:54	2,056 1,789.00
BIOCARTIS GROUP NV BE0974281132	0.29	1.05% 0.00	█	23/09/22 17:35:06	112,228 32,629.00
BIOSENIC SA BE0974280126	0.0213	1.91% 0.00	█	24/06/10 17:35:15	1,139,726 23,953.00
BIOTALYS NV NPV BE0974386188	2.98	-0.67% -0.02		24/06/10 17:35:23	7,368 22,088.00
BPOST S.A. BE0974268972	3.225	0.31% 0.01	█	24/06/10 17:35:17	74,835 240,292.00
BREDERODE S.A. LU1068091351	114.00	-1.89% -2.20		24/06/10 17:35:09	4,444 508,795.00

CAMPINE N.V. BE0003825420	79.00	1.28% 1.00		24/06/10 17:25:52	349 27,571.00
CARE PROPERTY INVEST NV BE0974273055	14.64	2.66% 0.38		24/06/10 17:38:45	122,184 1,777,930.00
CELYAD ONCOLOGY SA BE0974260896	0.309	1.31% 0.00		24/06/10 17:35:15	4,109 1,250.00
CENERGY HLDGS SA NPV BE0974303357	9.27	0.32% 0.03		24/06/10 15:46:50	2,334 21,608.00
CIE D'ENTREPRISES CFE S.A... BE0003883031	7.75	-1.90% -0.15		24/06/10 17:35:14	4,251 33,241.00
CIE IMMOBILIÈRE DE BELGIQ... BE0003599108	26.70	1.33% 0.35		24/06/10 17:35:28	3,929 104,306.00
COFINIMMO SA NPV BE0003593044	59.05	-0.25% -0.15		24/06/10 17:35:28	92,335 5,440,476.00
COLRUYT GROUP N.V. BE0974256852	46.32	-0.13% -0.06		24/06/10 17:35:07	87,500 4,056,953.00
COMPAGNIE DE SAINT-GOBAIN... FR0000125007	77.12	-0.59% -0.46		24/06/10 17:37:18	1,693,530 129,507,800.00
COMPAGNIE DU BOIS SAUVAGE... BE0003592038	277.00	-0.36% -1.00		24/06/10 17:35:11	430 118,875.00
CRESCENT N.V. BE0003836534	0.012	-3.23% -0.00		24/06/10 13:42:59	476,500 5,804.00
CUMULEX NV NPV 'B' BE0003463685	1.35	0.00% 0.00		24/05/29 11:30:18	120 162.00
D'IETEREN GROUP SA/NV BE0974259880	203.40	0.99% 2.00		24/06/10 17:35:27	34,343 6,970,922.00
DECEUNINCK N.V. BE0003789063	2.565	0.79% 0.02		24/06/10 17:35:07	105,736 270,413.00
DEME GROUP NV BE0974413453	158.20	0.00% 0.00		24/06/10 17:35:06	15,086 2,342,901.00
ECONOCOM GROUP SA BE0974313455	2.375	0.00% 0.00		24/06/10 17:35:25	9,636 22,939.00
EKOPAK NV NPV BE0974380124	18.70	0.54% 0.10		24/06/10 15:50:34	3,159 29,610.00
ELIA GROUP SA BE0003822393	93.10	-0.43% -0.40		24/06/10 17:35:15	37,495 3,483,666.00
ENGIE S.A. FR0010208488	14.52	-3.20% -0.48		24/06/10 17:38:24	13,256,085 191,674,767.00
EUROCOMMERCIAL PROPERTIES... NL0015000K93	23.50	1.51% 0.35		24/06/10 17:35:00	42,499 995,867.00
EURONAV S.A. BE0003816338	15.08	0.27% 0.04		24/06/10 17:35:00	26,055 392,387.00
EURONEXT N.V. NL0006294274	92.85	-1.12% -1.05		24/06/10 17:36:19	134,793 12,519,332.00
EVS BROADCAST EQUIPMENT S... BE0003820371	30.25	-0.66% -0.20		24/06/10 17:35:10	13,599 411,144.00
EXMAR BE0003808251	7.55	0.40% 0.03		24/06/10 17:35:12	7,795 59,292.00
FAGRON N.V. BE0003874915	18.68	0.65% 0.12		24/06/10 17:35:09	48,612 904,494.00
FINANCIÈRE DE TUBIZE S.A. BE0003823409	104.20	-0.57% -0.60		24/06/10 17:35:28	18,765 1,954,033.00
FLORIDIENNE SA BE0003215143	685.00	2.24% 15.00		24/06/10 16:30:00	6 4,065.00
FLUXYS BELGIUM S.A.	20.50	0.00%		24/06/10	2,761

BELGIUM ALL SHARE(TRN)

BE0974265945		0.00		13:34:33	56,176.00
FOUNTAIN S.A. BE0003752665	1.30	0.00% 0.00		24/06/10 11:30:03	40 52.00
GALAPAGOS N.V. BE0003818359	24.52	-1.37% -0.34		24/06/10 17:35:13	68,822 1,692,056.00
GIMV BE0003699130	46.20	-0.86% -0.40		24/06/10 17:35:25	10,367 480,568.00
GREENYARD FOODS S.A. BE0003765790	6.44	0.63% 0.04		24/06/10 17:35:12	26,305 168,821.00
GROUPE BRUXELLES LAMBERT ... BE0003797140	69.35	0.00% 0.00		24/06/10 17:35:10	58,824 4,065,046.00
HOME INVEST BELGIUM S.A. BE0974409410	18.44	-0.32% -0.06		24/06/10 17:35:15	8,519 157,339.00
HYBRID SOFTWARE GROUP PLC GB00BYN5BY03	4.38	4.78% 0.20	█	24/06/10 11:16:03	8,700 36,500.00
HYLORIS PHARMACEUTICALS S... BE0974363955	11.70	-1.27% -0.15		24/04/26 17:37:36	5,657 66,539.00
IEP INVEST BE0003748622	5.50	0.00% 0.00		24/06/10 09:12:13	30 165.00
IMMO MOURY S.C.A. BE0003893139	31.20	1.30% 0.40	█	24/06/10 11:30:29	45 1,404.00
INCLUSIO SA/NV NPV BE0974374069	14.25	0.00% 0.00		24/06/10 13:55:22	653 9,311.00
ING GROEP N.V. NL0011821202	16.228	-0.96% -0.16		24/06/10 17:36:46	8,587,621 139,334,008.00
ION BEAM APPLICATIONS S.A... BE0003766806	13.62	-0.58% -0.08		24/06/10 17:35:05	4,780 65,175.00
JENSEN-GROUP N.V. BE0003858751	41.60	-0.48% -0.20		24/06/10 17:35:20	1,884 77,895.00
KBC ANCORA BE0003867844	42.95	1.06% 0.45	█	24/06/10 17:35:14	38,191 1,634,286.00
KBC GROEP BE0003565737	66.12	-0.45% -0.30		24/06/10 17:38:38	431,868 28,496,179.00
KEYWARE TECHNOLOGIES S.A. BE0003880979	0.79	-4.82% -0.04		24/06/10 16:26:38	10,950 8,831.00
KINEPOLIS GROUP BE0974274061	36.75	1.24% 0.45	█	24/06/10 17:36:21	14,839 541,552.00
KONINKLIJKE AHOLD DELHAIZ... NL0011794037	28.17	0.32% 0.09		24/06/10 17:35:26	1,974,634 55,634,600.00
LOTUS BAKERIES NV BE0003604155	9,840.00	0.00% 0.00		24/06/10 17:35:03	352 3,456,700.00
MELEXIS N.V. BE0165385973	85.00	-1.16% -1.00		24/06/10 17:35:09	20,468 1,737,773.00
MIKO NV BE0003731453	60.20	-1.31% -0.80		24/06/10 16:30:13	404 24,539.00
MITHRA PHARMACEUTICALS S.... BE0974283153	0.216	-1.82% -0.00		24/04/26 17:35:26	82,336 18,061.00
MONTEA NV BE0003853703	82.20	-0.96% -0.80		24/06/10 17:35:12	12,832 1,053,131.00
MOPOLI NLG50 NL0000488153	290.00	7.41% 20.00	█	24/04/17 16:30:06	4 1,160.00
MOURY CONSTRUCT S.A. BE0003602134	595.00	-2.46% -15.00		24/06/10 17:17:39	110 64,460.00
NEXTENSA SA BE0003770840	46.80	-0.43% -0.20		24/06/10 17:35:23	186 8,730.00

NYRSTAR N.V. BE0974294267	0.065	3.17% 0.00		24/06/10 16:56:56	19,720 1,269.00
NYXOAH SA NPV BE0974358906	8.26	-0.48% -0.04		24/06/10 17:35:11	5,038 41,432.00
ONTEX GROUP N.V. BE0974276082	8.64	-0.23% -0.02		24/06/10 17:39:18	69,332 597,103.00
ONWARD MEDICAL NV EUR0.12 NL0015000HT4	5.20	-1.89% -0.10		24/06/10 17:35:14	58,201 303,176.00
ORANGE BELGIUM S.A. BE0003735496	14.82	-0.13% -0.02		24/06/10 17:35:08	92 1,356.00
OXURION N.V. BE0003846632	0.0001	0.00% 0.00		24/06/10 17:07:41	26,663,201 2,666.00
PAYTON PLANAR MAGNETICS L... IL0010830391	8.00	0.00% 0.00		24/06/10 11:30:23	52 416.00
PROXIMUS SA BE0003810273	7.39	-0.34% -0.03		24/06/10 17:35:17	228,202 1,683,177.00
QRF SICAFI CVA BE0974272040	10.25	0.49% 0.05		24/06/10 16:24:10	997 10,073.00
QUEST FOR GROWTH PRICAF BE0003730448	4.55	-0.66% -0.03		24/06/10 13:44:40	3,173 14,472.00
RECTICEL NV BE0003656676	13.18	1.54% 0.20		24/06/10 17:35:09	50,519 661,665.00
RETAIL ESTATES S.A. BE0003720340	64.70	0.31% 0.20		24/06/10 17:35:00	5,690 367,280.00
ROULARTA MEDIA GROUP N.V. BE0003741551	10.80	0.47% 0.05		24/06/10 17:09:15	1,027 11,342.00
SCHEERDERS VAN KERCHOVE'S... BE0012378593	320.00	-2.44% -8.00		24/06/10 16:30:07	123 39,360.00
SEQUANA MEDICAL NV BE0974340722	1.49	0.00% 0.00		24/06/10 17:35:05	21,373 32,316.00
SHURGARD SELF STORAGE LTD... GG00BQZCBZ44	39.35	-2.84% -1.15		24/06/10 17:35:01	25,236 999,695.00
SIPEF S.A. BE0003898187	57.20	0.00% 0.00		24/06/10 17:35:23	1,191 67,866.00
SMARTPHOTO GROUP BE0974323553	28.00	0.00% 0.00		24/06/10 16:57:40	638 17,898.00
SOFINA S.A. BE0003717312	218.00	0.00% 0.00		24/06/10 17:35:05	21,266 4,617,464.00
SOLVAC SA BE0003545531	111.50	-0.45% -0.50		24/06/10 15:55:58	1,995 223,990.00
SOLVAY SA BE0003470755	31.74	2.49% 0.77		24/06/10 17:35:00	265,293 8,345,326.00
SPADEL S.A. BE0003798155	186.00	0.54% 1.00		24/06/10 16:30:21	1,314 245,602.00