

BELGIUM ALL SHARE(TRN)

ISIN: **BE0389550956** WKN: -

Overview

2024/05/15 18:05:02

Price

59,910.24 EURDifference  0.34% (202.40)

General attributes

ISIN BE0389550956

Symbol -

Country Belgium

Instruments in index 119

Type of index -

Security type Index

Market data

Open 59,715.55 EUR

High 60,040.42 EUR

Low 59,715.55 EUR

Close (prev. day) 59,707.84 EUR

Trading volume (m) -

Volume (pcs) -



5y

Information about previous performance does not guarantee future performance.

Source: FactSet

Top 5

Name 	Price	+ - (%)	Trend 
NYXOAH SA ...	9.64	+12.35	
BIOTALYS N...	3.02	+7.86	
SEQUANA ME...	1.73	+7.45	
CRESCENT N...	0.0134	+6.35	
ONWARD MED...	4.81	+5.48	

Intraday 1w 1m 6m 1y 3y

Flop 5

Name 	Price	+ - (%)	Trend 
OXURION N...	0.0001	-50.00	
KEYWARE TE...	0.83	-2.35	
FLORIDIENN...	650.00	-2.26	
UMICORE S...	20.96	-1.69	
KONINKLIJK...	29.10	-1.62	

Recent research

on market

Date	Headline	Download
2024/05/15	 Credit Markets Weekly	
2024/05/15	 Credit Markets Weekly (DE)	
2024/05/13	 Inflationsdruck der Dienstleister lässt nach!	
2024/05/10	 Week Ahead	
2024/05/10	 Wochenausblick	

Intraday 1w 1m 6m 1y 3y

Futures and Options

Related Futures -

Related Options -

Details

2024/05/15 18:05:02

Price

59,910.24 EUR

 Difference  0.34% (202.40)

General attributes

ISIN BE0389550956

Symbol -

Country Belgium

Security type Index

Instruments in index 119

Market data

Open 59,715.55 EUR

High 60,040.42 EUR

Low 59,715.55 EUR

Close (prev. day) 59,707.84 EUR

Trading volume (m) -

Volume (pcs) -

Performance and Risk

	6m	1y	3y
Perf (%)	+15.31%	+18.10%	+32.67%
Perf (abs.)	+7,953.41	+9,183.50	+14,753.94
Beta	-	-	-
Volatility	8.47	10.20	14.86



Information about previous performance does not guarantee future performance.
Source: FactSet













Price data

Ø price 5 days Ø volume 5 days (pcs.)	59,656.87 EUR (0)
Ø price 30 days Ø volume 30 days (pcs.)	57,448.92 EUR (0)
Ø price 100 days Ø volume 100 days (pcs.)	54,656.76 EUR (0)
Ø price 250 days Ø volume 250 days (pcs.)	52,392.32 EUR (0)
YTD High date	60,040.42 EUR (2024/05/15)
YTD Low date	51,730.17 EUR (2024/01/17)
52 Weeks High date	60,040.42 EUR (2024/05/15)
52 Weeks Low date	48,005.58 EUR (2023/05/31)

Composition

Name ISIN	Price	Diff % Diff +/-	Performance	Date Time	Turnover Pc. Turnover Money
ABO GROUP ENVIRONM BE0974278104	5.50	0.00% 0.00		24/05/15 11:00:14	901 5,049.00
ACCENTIS S.A. BE0003696102	0.029	0.00% 0.00		24/05/15 15:25:24	19,100 554.00
ACKERMANS & VAN HAAREN N... BE0003764785	171.10	0.65% 1.10		24/05/15 17:35:29	29,842 5,096,093.00
AEDIFICA NV BE0003851681	63.80	3.82% 2.35		24/05/15 17:35:04	90,549 5,735,911.00
AGEAS SA/NV BE0974264930	45.68	0.35% 0.16		24/05/15 17:35:21	222,180 10,139,390.00
AGFA-GEVAERT NV BE0003755692	1.208	2.20% 0.03		24/05/15 17:35:20	374,924 447,225.00
ANHEUSER-BUSCH INBEV SA BE0974293251	61.06	1.06% 0.64		24/05/15 17:36:48	1,798,183 109,465,632.00
APERAM S.A. LU0569974404	26.50	-0.90% -0.24		24/05/15 17:36:18	279,530 7,460,011.00
ARGENX SE NL0010832176	345.00	4.29% 14.20		24/05/15 17:39:48	60,225 20,548,652.00
ASCENCIO S.C.A. BE0003856730	48.20	0.73% 0.35		24/05/15 17:37:21	4,395 210,748.00
ATENOR SA BE0003837540	6.05	0.17% 0.01		24/05/15 17:37:08	11,130 67,149.00
AVANTIUM NV NL0012047823	2.81	0.72% 0.02		24/05/15 17:35:13	374,878 1,045,157.00
AZELIS GROUP N.V. BE0974400328	21.30	-1.57% -0.34		24/05/15 17:35:15	124,174 2,643,715.00
BANIMMO SA BE0003870871	3.46	0.58% 0.02		24/05/15 16:54:35	4,537 15,778.00
BANQUE NATIONALE DE BELGI... BE0003008019	474.00	0.42% 2.00		24/05/15 16:21:28	82 39,059.00
BARCO N.V. BE0974362940	13.50	-0.37% -0.05		24/05/15 17:35:20	138,067 1,851,913.00
BEKAERT N.V. BE0974258874	44.04	-0.23% -0.10		24/05/15 17:35:12	21,380 941,777.00
BELYSSE GROUP NV BE0974314461	0.85	1.19% 0.01		24/05/15 15:36:34	12,714 10,844.00
BIOCARTIS GROUP NV BE0974281132	0.29	1.05% 0.00		23/09/22 17:35:06	112,228 32,629.00
BIOSENIC SA BE0974280126	0.0147	2.08% 0.00		24/05/15 16:12:25	74,050 1,066.00
BIOTALYS NV NPV BE0974386188	3.02	7.86% 0.22		24/05/15 17:35:15	27,548 80,613.00
BPOST S.A. BE0974268972	3.405	-1.02% -0.04		24/05/15 17:35:23	240,426 811,550.00
BREDERODE S.A. LU1068091351	117.20	1.74% 2.00		24/05/15 17:35:04	7,228 843,213.00

CAMPINE N.V. BE0003825420	76.50	0.66% 0.50		24/05/15 17:20:41	2,039 155,984.00
CARE PROPERTY INVEST NV BE0974273055	14.70	1.66% 0.24		24/05/15 17:35:27	55,486 815,520.00
CELYAD ONCOLOGY SA BE0974260896	0.3045	-0.16% -0.00		24/05/15 17:23:53	10,205 3,185.00
CENERGY HLDGS SA NPV BE0974303357	8.67	5.09% 0.42		24/05/15 17:01:32	2,205 18,746.00
CIE D'ENTREPRISES CFE S.A... BE0003883031	7.57	-1.43% -0.11		24/05/15 17:35:23	5,884 44,572.00
CIE IMMOBILIÈRE DE BELGIQ... BE0003599108	29.55	-0.34% -0.10		24/05/15 17:35:11	14,129 414,798.00
COFINIMMO SA NPV BE0003593044	62.70	4.07% 2.45		24/05/15 17:38:08	98,081 6,093,427.00
COLRUYT GROUP N.V. BE0974256852	42.88	-0.51% -0.22		24/05/15 17:35:23	70,336 2,988,573.00
COMPAGNIE DE SAINT-GOBAIN... FR0000125007	82.66	1.72% 1.40		24/05/15 17:35:10	1,214,801 99,782,555.00
COMPAGNIE DU BOIS SAUVAGE... BE0003592038	268.00	1.52% 4.00		24/05/15 17:35:16	1,911 505,668.00
CRESCENT N.V. BE0003836534	0.0134	6.35% 0.00		24/05/15 16:27:40	1,476,680 19,030.00
CUMULEX NV NPV 'B' BE0003463685	1.15	0.00% 0.00		24/04/25 11:30:13	51 59.00
D'IETEREN GROUP SA/NV BE0974259880	215.80	-0.92% -2.00		24/05/15 17:35:56	85,458 15,614,976.00
DECEUNINCK N.V. BE0003789063	2.49	-0.60% -0.02		24/05/15 17:35:02	114,324 222,906.00
DEME GROUP NV BE0974413453	163.80	1.24% 2.00		24/05/15 17:35:27	16,494 2,697,563.00
ECONOCOM GROUP SA BE0974313455	2.345	-0.21% -0.01		24/05/15 17:35:00	74,803 177,109.00
EKOPAK NV NPV BE0974380124	18.85	-0.26% -0.05		24/05/15 16:52:03	6,460 121,621.00
ELIA GROUP SA BE0003822393	103.70	2.88% 2.90		24/05/15 17:35:18	94,109 9,731,778.00
ENGIE S.A. FR0010208488	15.865	0.51% 0.08		24/05/15 17:35:19	4,766,039 75,566,652.00
EUROCOMMERCIAL PROPERTIES... NL0015000K93	22.65	1.57% 0.35		24/05/15 17:35:01	21,151 477,850.00
EURONAV S.A. BE0003816338	18.62	0.65% 0.12		24/05/15 17:35:10	64,455 1,199,078.00
EURONEXT N.V. NL0006294274	87.00	3.20% 2.70		24/05/15 17:36:43	272,123 23,623,275.00
EVS BROADCAST EQUIPMENT S... BE0003820371	33.85	1.50% 0.50		24/05/15 17:35:28	13,395 451,440.00
EXMAR BE0003808251	7.95	1.27% 0.10		24/05/15 17:35:23	6,871 54,164.00
FAGRON N.V. BE0003874915	18.88	-0.63% -0.12		24/05/15 17:35:14	41,990 794,508.00
FINANCIÈRE DE TUBIZE S.A. BE0003823409	96.00	1.37% 1.30		24/05/15 17:35:01	12,711 1,212,170.00
FLORIDIENNE SA BE0003215143	650.00	-2.26% -15.00		24/05/15 16:30:11	145 94,775.00
FLUXYS BELGIUM S.A.	21.30	3.90%		24/05/15	13,768

BE0974265945		0.80		17:35:14	286,467.00
FOUNTAIN S.A. BE0003752665	1.21	0.83% 0.01		24/05/13 16:30:17	100 121.00
GALAPAGOS N.V. BE0003818359	26.90	1.82% 0.48		24/05/15 17:36:28	61,742 1,650,807.00
GIMV BE0003699130	45.65	-0.22% -0.10		24/05/15 17:35:12	10,599 483,094.00
GREENYARD FOODS S.A. BE0003765790	5.36	0.37% 0.02		24/05/15 17:35:00	6,624 35,606.00
GROUPE BRUXELLES LAMBERT ... BE0003797140	71.55	0.56% 0.40		24/05/15 17:35:26	108,539 7,763,724.00
HOME INVEST BELGIUM S.A. BE0974409410	17.06	4.02% 0.66		24/05/15 17:35:15	12,445 207,258.00
HYBRID SOFTWARE GROUP PLC GB00BYN5BY03	3.88	-1.52% -0.06		24/05/15 13:05:08	3,319 12,889.00
HYLORIS PHARMACEUTICALS S... BE0974363955	11.70	-1.27% -0.15		24/04/26 17:37:36	5,657 66,539.00
IEP INVEST BE0003748622	5.65	0.00% 0.00		24/05/15 15:25:39	500 2,825.00
IMMO MOURY S.C.A. BE0003893139	30.80	0.00% 0.00		24/05/15 11:30:07	5 154.00
INCLUSIO SA/NV NPV BE0974374069	14.40	2.86% 0.40		24/05/15 17:35:09	3,759 52,931.00
ING GROEP N.V. NL0011821202	16.188	-1.39% -0.23		24/05/15 17:35:53	10,403,180 169,159,194.00
ION BEAM APPLICATIONS S.A... BE0003766806	14.20	0.14% 0.02		24/05/15 17:35:22	7,699 109,163.00
JENSEN-GROUP N.V. BE0003858751	37.80	-0.26% -0.10		24/05/15 17:26:27	550 20,553.00
KBC ANCORA BE0003867844	47.00	0.21% 0.10		24/05/15 17:35:24	41,797 1,965,204.00
KBC GROEP BE0003565737	70.02	1.60% 1.10		24/05/15 17:35:42	703,677 49,148,352.00
KEYWARE TECHNOLOGIES S.A. BE0003880979	0.83	-2.35% -0.02		24/05/15 11:00:13	255 212.00
KINEPOLIS GROUP BE0974274061	39.30	-0.88% -0.35		24/05/15 17:36:27	19,311 763,067.00
KONINKLIJKE AHOLD DELHAIZ... NL0011794037	29.10	-1.62% -0.48		24/05/15 17:35:24	2,654,977 77,371,379.00
LOTUS BAKERIES NV BE0003604155	9,870.00	0.51% 50.00		24/05/15 17:35:19	336 3,307,960.00
MELEXIS N.V. BE0165385973	82.45	-1.38% -1.15		24/05/15 17:35:28	28,070 2,310,332.00
MIKO NV BE0003731453	63.20	0.32% 0.20		24/05/15 17:12:48	306 19,339.00
MITHRA PHARMACEUTICALS S.... BE0974283153	0.216	-1.82% -0.00		24/04/26 17:35:26	82,336 18,061.00
MONTEA NV BE0003853703	86.70	2.97% 2.50		24/05/15 17:35:20	12,069 1,039,090.00
MOPOLI NLG50 NL0000488153	290.00	7.41% 20.00		24/04/17 16:30:06	4 1,160.00
MOURY CONSTRUCT S.A. BE0003602134	585.00	1.74% 10.00		24/05/15 16:32:21	192 112,645.00
NEXTENSA SA BE0003770840	48.25	0.00% 0.00		24/05/15 17:35:08	2,425 117,642.00

NYRSTAR N.V. BE0974294267	0.0662	1.53% 0.00		24/05/15 17:03:07	15,937 1,075.00
NYXOAH SA NPV BE0974358906	9.64	12.35% 1.06		24/05/15 17:35:00	148,547 1,511,874.00
ONTEX GROUP N.V. BE0974276082	9.31	-0.43% -0.04		24/05/15 17:37:31	130,011 1,209,227.00
ONWARD MEDICAL NV EUR0.12 NL0015000HT4	4.81	5.48% 0.25		24/05/15 17:35:07	65,408 313,455.00
ORANGE BELGIUM S.A. BE0003735496	14.10	-0.42% -0.06		24/05/15 17:35:11	479 6,798.00
OXURION N.V. BE0003846632	0.0001	-50.00% -0.00		24/05/15 16:37:56	19,545,530 3,198.00
PAYTON PLANAR MAGNETICS L... IL0010830391	8.40	2.44% 0.20		24/05/15 16:30:07	643 5,391.00
PROXIMUS SA BE0003810273	7.33	0.14% 0.01		24/05/15 17:35:24	273,951 2,010,844.00
QRF SICAFI CVA BE0974272040	10.80	2.37% 0.25		24/05/15 16:00:56	863 9,181.00
QUEST FOR GROWTH PRICAF BE0003730448	4.60	1.10% 0.05		24/05/15 16:18:51	3,940 18,044.00
RECTICEL NV BE0003656676	13.96	-0.57% -0.08		24/05/15 17:38:15	126,710 1,767,732.00
RETAIL ESTATES S.A. BE0003720340	69.00	1.77% 1.20		24/05/15 17:35:25	12,383 847,890.00
ROULARTA MEDIA GROUP N.V. BE0003741551	10.95	0.46% 0.05		24/05/15 17:35:18	2,912 32,087.00
SCHEERDERS VAN KERCHOVE'S... BE0012378593	400.00	2.56% 10.00		24/04/19 11:30:26	10 4,000.00
SEQUANA MEDICAL NV BE0974340722	1.73	7.45% 0.12		24/05/15 17:35:20	162,296 283,098.00
SHURGARD SELF STORAGE LTD... GG00BQZCBZ44	40.95	1.36% 0.55		24/05/15 17:35:26	49,582 1,679,335.00
SIPEF S.A. BE0003898187	57.00	0.00% 0.00		24/05/15 17:35:15	1,050 59,927.00
SMARTPHOTO GROUP BE0974323553	27.20	0.74% 0.20		24/05/15 10:23:43	315 8,517.00
SOFINA S.A. BE0003717312	230.20	1.05% 2.40		24/05/15 17:35:09	29,518 6,761,790.00
SOLVAC SA BE0003545531	114.00	1.79% 2.00		24/05/15 16:11:33	2,211 251,866.00
SOLVAY SA BE0003470755	34.10	-1.22% -0.42		24/05/15 17:35:15	242,453 8,291,569.00
SPADEL S.A. BE0003798155	160.00	0.00% 0.00		24/05/14 16:30:16	14 2,240.00