

BELGIUM ALL SHARE(TRN)

ISIN: **BE0389550956** WKN: -

Overview

2024/05/06 18:05:02	
Price	57,948.35 EUR
Difference	▲ 0.56% (325.48)
General attributes	
ISIN	BE0389550956
Symbol	-
Country	Belgium
Instruments in index	119
Type of index	-
Security type	Index
Market data	
Open	57,627.87 EUR
High	58,246.48 EUR
Low	57,627.87 EUR
Close (prev. day)	57,622.87 EUR
Trading volume (m)	-
Volume (pcs)	-



Information about previous performance does not guarantee future performance.
Source: FactSet

Top 5

Name	Price	+ - (%)	Trend
CENERGY HL...	8.00	+10.69	▲
BIOSENIC S...	0.0148	+8.03	▲
UNIFIEDPOS...	4.17	+6.65	▲
MIKO NV	62.00	+5.08	▲
UMICORE S...	22.08	+4.05	▲

Intraday 1w 1m 6m 1y 3y

Recent research

Date	Headline	Download
2024/05/06	Anzeichen für eine wirtschaftliche Wende?	
2024/05/03	Week Ahead	
2024/05/03	Wochenausblick	
2024/05/02	FX markets reflect uncertain interest rate outlook	
2024/05/02	FX-Märkte spiegeln unsicheres Zinsumfeld wider	

Flop 5

Name	Price	+ - (%)	Trend
VASTNED BE...	28.10	-6.64	▼
NYXOAH SA ...	8.92	-5.11	▼
BANIMMO SA	3.42	-5.00	▼
BELYSSE GR...	0.80	-4.19	▼
CAMPINE N...	71.00	-4.05	▼

Intraday 1w 1m 6m 1y 3y

Futures and Options

Related Futures -

Related Options -

Details

2024/05/06 18:05:02

Price

57,948.35 EUR

 Difference ▲ 0.56% (325.48)

General attributes

ISIN BE0389550956

Symbol -

Country Belgium

Security type Index

Instruments in index 119

Market data

Open 57,627.87 EUR

High 58,246.48 EUR

Low 57,627.87 EUR

Close (prev. day) 57,622.87 EUR

Trading volume (m) -

Volume (pcs) -

Performance and Risk

	6m	1y	3y
Perf (%)	+13.31%	+13.84%	+29.75%
Perf (abs.)	+6,806.08	+7,044.77	+13,286.35
Beta	-	-	-
Volatility	8.70	10.26	14.91



Information about previous performance does not guarantee future performance.
Source: FactSet

Price data

Ø price 5 days Ø volume 5 days (pcs.)	57,654.23 EUR (0)
Ø price 30 days Ø volume 30 days (pcs.)	56,580.12 EUR (0)
Ø price 100 days Ø volume 100 days (pcs.)	54,269.93 EUR (0)
Ø price 250 days Ø volume 250 days (pcs.)	52,147.21 EUR (0)
YTD High date	58,246.48 EUR (2024/05/06)
YTD Low date	51,730.17 EUR (2024/01/17)
52 Weeks High date	58,246.48 EUR (2024/05/06)
52 Weeks Low date	48,005.58 EUR (2023/05/31)




Composition

Name ISIN	Price	Diff % Diff +/-	Performance	Date Time	Turnover Pc. Turnover Money
ABO GROUP ENVIRONM BE0974278104	5.50	0.00% 0.00		24/05/06 09:00:14	308 1,694.00
ACCENTIS S.A. BE0003696102	0.0295	0.00% 0.00		24/05/06 15:36:31	8,530 253.00
ACKERMANS & VAN HAAREN N.... BE0003764785	164.20	0.61% 1.00		24/05/06 17:35:21	17,084 2,802,933.00
AEDIFICA NV BE0003851681	62.80	0.16% 0.10		24/05/06 17:35:23	59,933 3,766,768.00
AGEAS SA/NV BE0974264930	43.78	1.72% 0.74		24/05/06 17:35:15	165,893 7,246,600.00
AGFA-GEVAERT NV BE0003755692	1.28	3.39% 0.04		24/05/06 17:35:05	408,552 516,761.00
ANHEUSER-BUSCH INBEV SA BE0974293251	55.48	-0.07% -0.04		24/05/06 17:36:04	1,059,100 58,893,400.00
APERAM S.A. LU0569974404	26.28	1.15% 0.30		24/05/06 17:35:09	284,231 7,499,514.00
ARGENX SE NL0010832176	363.40	1.34% 4.80		24/05/06 17:36:28	28,686 10,397,237.00
ASCENCIO S.C.A. BE0003856730	48.60	-0.21% -0.10		24/05/06 17:35:07	8,813 428,249.00
ATENOR SA BE0003837540	5.87	-0.51% -0.03		24/05/06 17:35:09	18,888 110,155.00
AVANTIUM NV NL0012047823	2.665	3.70% 0.10		24/05/06 17:35:07	384,697 1,004,246.00
AZELIS GROUP N.V. BE0974400328	22.20	0.73% 0.16		24/05/06 17:35:21	59,538 1,320,848.00
BANIMMO SA BE0003870871	3.42	-5.00% -0.18		24/05/06 14:56:45	8,805 30,913.00
BANQUE NATIONALE DE BELGI... BE0003008019	445.00	0.00% 0.00		24/05/06 17:35:05	31 13,807.00
BARCO N.V. BE0974362940	13.28	-1.63% -0.22		24/05/06 17:35:29	118,308 1,566,803.00
BEKAERT N.V. BE0974258874	47.04	-1.05% -0.50		24/05/06 17:35:03	21,981 1,039,605.00
BELYSSE GROUP NV BE0974314461	0.79	-0.63% -0.01		24/05/07 08:07:39	- -
BIOCARTIS GROUP NV BE0974281132	0.29	1.05% 0.00		23/09/22 17:35:06	112,228 32,629.00
BIOSENIC SA BE0974280126	0.0148	8.03% 0.00		24/05/06 17:03:08	890,152 12,557.00
BIOTALYS NV NPV BE0974386188	3.10	0.00% 0.00		24/05/06 17:35:17	5,981 18,462.00
BPOST S.A. BE0974268972	3.375	-2.60% -0.09		24/05/06 17:35:22	243,783 835,487.00
BREDERODE S.A. LU1068091351	114.80	0.88% 1.00		24/05/06 17:35:16	6,357 731,194.00

CAMPINE N.V. BE0003825420	71.00	-4.05% -3.00		24/05/06 11:30:14	100 7,100.00
CARE PROPERTY INVEST NV BE0974273055	14.00	-0.71% -0.10		24/05/06 17:35:28	23,290 326,900.00
CELYAD ONCOLOGY SA BE0974260896	0.3075	-0.16% -0.00		24/05/06 17:35:21	7,074 2,213.00
CENERGY HLDGS SA NPV BE0974303357	8.80	10.69% 0.85	█	24/05/06 17:20:58	6,400 54,175.00
CIE D'ENTREPRISES CFE S.A... BE0003883031	7.65	0.00% 0.00		24/05/06 17:35:29	1,694 12,960.00
CIE IMMOBILIÈRE DE BELGIQ... BE0003599108	29.45	0.86% 0.25	█	24/05/06 17:35:23	5,904 172,341.00
COFINIMMO SA NPV BE0003593044	65.40	0.62% 0.40	█	24/05/06 17:35:18	76,592 5,004,991.00
COLRUYT GROUP N.V. BE0974256852	42.38	-2.22% -0.96		24/05/06 17:35:08	114,957 4,815,511.00
COMPAGNIE DE SAINT-GOBAIN... FR0000125007	77.76	0.08% 0.06		24/05/06 17:37:50	605,204 47,185,973.00
COMPAGNIE DU BOIS SAUVAGE... BE0003592038	263.00	-0.38% -1.00		24/05/06 17:35:20	876 230,862.00
CRESCENT N.V. BE0003836534	0.013	1.56% 0.00	█	24/05/06 17:25:25	1,110,735 13,941.00
CUMULEX NV NPV 'B' BE0003463685	1.15	0.00% 0.00		24/04/25 11:30:13	51 59.00
D'IETEREN GROUP SA/NV BE0974259880	212.00	2.02% 4.20	█	24/05/06 17:35:23	32,007 6,777,517.00
DECEUNINCK N.V. BE0003789063	2.50	0.00% 0.00		24/05/06 17:35:15	129,530 318,739.00
DEME GROUP NV BE0974413453	150.00	0.94% 1.40	█	24/05/06 17:35:11	4,131 618,663.00
ECONOCOM GROUP SA BE0974313455	2.28	2.70% 0.06	█	24/05/06 17:35:02	39,615 89,507.00
EKOPAK NV NPV BE0974380124	17.90	1.13% 0.20	█	24/05/06 17:35:25	889 15,984.00
ELIA GROUP SA BE0003822393	94.55	0.00% 0.00		24/05/06 17:35:16	39,783 3,769,422.00
ENGIE S.A. FR0010208488	15.28	0.59% 0.09	█	24/05/06 17:39:21	4,344,108 66,397,056.00
EUROCOMMERCIAL PROPERTIES... NL0015000K93	21.85	0.23% 0.05		24/05/06 17:35:09	51,667 1,128,895.00
EURONAV S.A. BE0003816338	15.75	0.19% 0.03		24/05/06 17:39:22	35,667 562,551.00
EURONEXT N.V. NL0006294274	85.55	0.06% 0.05		24/05/06 17:35:28	74,054 6,319,747.00
EVS BROADCAST EQUIPMENT S... BE0003820371	33.65	0.45% 0.15	█	24/05/06 17:35:06	10,821 365,759.00
EXMAR BE0003808251	7.60	0.00% 0.00		24/05/06 17:35:12	7,133 54,431.00
FAGRON N.V. BE0003874915	18.14	-0.55% -0.10		24/05/06 17:35:08	31,603 574,379.00
FINANCIÈRE DE TUBIZE S.A. BE0003823409	94.20	-1.26% -1.20		24/05/06 17:35:06	11,646 1,109,630.00
FLORIDIENNE SA BE0003215143	700.00	0.72% 5.00	█	24/05/06 13:13:33	31 21,700.00
FLUXYS BELGIUM S.A.	20.20	-0.98%		24/05/06	4,141

BELGIUM ALL SHARE(TRN)

BE0974265945			-0.20		17:35:24	83,749.00
FOUNTAIN S.A. BE0003752665	1.25	2.46%	0.03		24/05/06 16:30:28	6,700 8,015.00
GALAPAGOS N.V. BE0003818359	26.94	-0.15%	-0.04		24/05/06 17:35:06	43,289 1,171,017.00
GIMV BE0003699130	45.25	0.89%	0.40		24/05/06 17:35:10	16,172 728,784.00
GREENYARD FOODS S.A. BE0003765790	5.38	1.51%	0.08		24/05/06 17:35:54	19,922 105,680.00
GROUPE BRUXELLES LAMBERT ... BE0003797140	70.95	-0.42%	-0.30		24/05/06 17:37:53	85,230 6,057,146.00
HOME INVEST BELGIUM S.A. BE0974409410	17.72	2.19%	0.38		24/05/06 17:35:12	19,032 334,345.00
HYBRID SOFTWARE GROUP PLC GB00BYN5BY03	4.00	0.00%	0.00		24/05/06 12:30:19	86 344.00
HYLORIS PHARMACEUTICALS S... BE0974363955	11.70	-1.27%	-0.15		24/04/26 17:37:36	5,657 66,539.00
IEP INVEST BE0003748622	5.60	-0.88%	-0.05		24/05/06 15:36:31	185 1,041.00
IMMO MOURY S.C.A. BE0003893139	30.60	2.00%	0.60		24/05/06 16:49:22	413 12,457.00
INCLUSIO SA/NV NPV BE0974374069	13.55	0.37%	0.05		24/05/06 11:44:34	451 6,107.00
ING GROEP N.V. NL0011821202	16.014	0.73%	0.12		24/05/06 17:38:15	10,154,422 162,220,076.00
ION BEAM APPLICATIONS S.A... BE0003766806	13.68	-0.44%	-0.06		24/05/06 17:35:27	15,972 218,675.00
JENSEN-GROUP N.V. BE0003858751	36.50	0.55%	0.20		24/05/06 16:56:01	517 19,004.00
KBC ANCORA BE0003867844	45.45	0.00%	0.00		24/05/06 17:35:04	20,806 949,945.00
KBC GROEP BE0003565737	70.14	0.20%	0.14		24/05/06 17:35:07	358,492 25,149,171.00
KEYWARE TECHNOLOGIES S.A. BE0003880979	0.83	0.00%	0.00		24/05/06 11:00:30	22 18.00
KINEPOLIS GROUP BE0974274061	39.70	-0.63%	-0.25		24/05/06 17:35:26	20,287 808,441.00
KONINKLIJKE AHOLD DELHAIZ... NL0011794037	28.08	-0.07%	-0.02		24/05/06 17:35:07	1,201,744 33,794,369.00
LOTUS BAKERIES NV BE0003604155	9,360.00	0.11%	10.00		24/05/06 17:35:06	219 2,050,510.00
MELEXIS N.V. BE0165385973	78.50	1.29%	1.00		24/05/06 17:35:13	20,572 1,615,208.00
MIKO NV BE0003731453	62.00	5.08%	3.00		24/05/06 16:58:53	596 36,952.00
MITHRA PHARMACEUTICALS S.... BE0974283153	0.216	-1.82%	-0.00		24/04/26 17:35:26	82,336 18,061.00
MONTEA NV BE0003853703	83.50	0.24%	0.20		24/05/06 17:35:05	20,603 1,719,965.00
MOPOLI NLG50 NL0000488153	290.00	7.41%	20.00		24/04/17 16:30:06	4 1,160.00
MOURY CONSTRUCT S.A. BE0003602134	550.00	2.80%	15.00		24/05/06 16:30:02	174 92,920.00
NEXTENSA SA BE0003770840	47.65	0.53%	0.25		24/05/06 17:35:14	1,847 88,468.00

NYRSTAR N.V. BE0974294267	0.0712	2.01% 0.00		24/05/06 16:13:48	25,514 1,876.00
NYXOAH SA NPV BE0974358906	8.92	-5.11% -0.48		24/05/06 17:35:24	18,951 174,272.00
ONTEX GROUP N.V. BE0974276082	8.98	-1.32% -0.12		24/05/06 17:36:43	210,703 1,907,024.00
ONWARD MEDICAL NV EUR0.12 NL0015000HT4	4.71	-3.29% -0.16		24/05/06 17:35:23	24,553 117,348.00
ORANGE BELGIUM S.A. BE0003735496	14.26	1.13% 0.16		24/05/06 17:35:27	2,170 30,612.00
OXURION N.V. BE0003846632	0.0002	0.00% 0.00		24/05/06 17:35:02	129,097,946 14,476.00
PAYTON PLANAR MAGNETICS L... IL0010830391	8.00	2.56% 0.20		24/05/06 11:30:02	500 4,000.00
PROXIMUS SA BE0003810273	7.015	0.79% 0.06		24/05/06 17:35:08	368,241 2,584,481.00
QRF SICAFI CVA BE0974272040	10.70	-0.93% -0.10		24/05/06 16:42:16	9,609 104,601.00
QUEST FOR GROWTH PRICAF BE0003730448	4.51	-1.74% -0.08		24/05/06 17:35:20	19,174 86,607.00
RECTICEL NV BE0003656676	12.94	0.78% 0.10		24/05/06 17:35:29	37,754 485,938.00
RETAIL ESTATES S.A. BE0003720340	66.40	0.00% 0.00		24/05/06 17:35:24	14,446 959,401.00
ROULARTA MEDIA GROUP N.V. BE0003741551	11.00	2.80% 0.30		24/05/06 15:42:43	3,485 38,732.00
SCHEERDERS VAN KERCHOVE'S... BE0012378593	400.00	2.56% 10.00		24/04/19 11:30:26	10 4,000.00
SEQUANA MEDICAL NV BE0974340722	1.475	0.68% 0.01		24/05/06 17:35:13	32,392 46,994.00
SHURGARD SELF STORAGE LTD... GG00BQZCBZ44	38.80	1.84% 0.70		24/05/06 17:35:09	57,382 2,223,082.00
SIPEF S.A. BE0003898187	57.00	0.35% 0.20		24/05/06 17:35:29	4,121 235,324.00
SMARTPHOTO GROUP BE0974323553	26.60	-3.97% -1.10		24/05/06 13:13:47	600 16,138.00
SOFINA S.A. BE0003717312	223.20	0.54% 1.20		24/05/06 17:36:04	10,871 2,429,272.00
SOLVAC SA BE0003545531	108.00	2.86% 3.00		24/05/06 16:47:50	2,410 257,976.00
SOLVAY SA BE0003470755	30.42	0.93% 0.28		24/05/06 17:36:51	273,816 8,360,766.00
SPADEL S.A. BE0003798155	160.00	3.23% 5.00		24/05/06 11:53:30	120 19,200.00