

AMSTERDAM SMALL CAP INDEX

ISIN: NL0000249142 WKN: -

Overview

2024/05/06 18:05:02

Price

1,174.60 EURDifference  0.13% (1.47)

General attributes

ISIN NL0000249142

Symbol -

Country Netherlands

Instruments in index 25

Type of index -

Security type Index

Market data

Open 1,172.70 EUR

High 1,174.87 EUR

Low 1,167.46 EUR

Close (prev. day) 1,173.13 EUR

Trading volume (m) -

Volume (pcs) -

Top 5

Name 	Price	+ - (%) 	Trend 
AVANTIUM N...	2.665	+3.70	
NSI N.V.	18.64	+3.67	
B&S GROUP ...	5.10	+2.00	
ACCSYS TEC...	0.675	+1.66	
VIVORYON T...	0.77	+1.18	

Intraday 1w 1m 6m 1y 3y

Flop 5

Name 	Price	+ - (%) 	Trend 
NX FILTRAT...	3.525	-4.34	
POSTNL N.V...	1.194	-3.86	
KONINKLIJK...	16.34	-1.09	
SIF HOLDIN...	10.06	-0.98	
CM.COM NV	6.50	-0.76	

Intraday 1w 1m 6m 1y 3y

5y








Information about previous performance does not guarantee future performance.

Source: FactSet

Recent research

on market

Date	Headline	Download
2024/05/06	 Anzeichen für eine wirtschaftliche Wende?	
2024/05/03	 Week Ahead	
2024/05/03	 Wochenausblick	
2024/05/02	 FX markets reflect uncertain interest rate outlook	
2024/05/02	 FX-Märkte spiegeln unsicheres Zinsumfeld wider	

Futures and Options

Related Futures -

Related Options -

Details

2024/05/06 18:05:02

Price

1,174.60 EURDifference  0.13% (1.47)

General attributes

ISIN NL0000249142

Symbol -

Country Netherlands

Security type Index

Instruments in index 25

Market data

Open 1,172.70 EUR

High 1,174.87 EUR

Low 1,167.46 EUR

Close (prev. day) 1,173.13 EUR

Trading volume (m) -

Volume (pcs) -

Performance and Risk

	6m	1y	3y
Perf (%)	-1.75%	-8.13%	-12.81%
Perf (abs.)	-20.92	-103.94	-172.61
Beta	-	-	-
Volatility	15.19	14.23	16.74



Information about previous performance does not guarantee future performance.
Source: FactSet

Price data

Ø price 5 days Ø volume 5 days (pcs.)	1,183.67 EUR (0)
Ø price 30 days Ø volume 30 days (pcs.)	1,214.94 EUR (0)
Ø price 100 days Ø volume 100 days (pcs.)	1,206.42 EUR (0)
Ø price 250 days Ø volume 250 days (pcs.)	1,233.57 EUR (0)
YTD High date	1,265.78 EUR (2024/04/10)
YTD Low date	1,153.21 EUR (2024/05/02)
52 Weeks High date	1,335.27 EUR (2023/07/31)
52 Weeks Low date	1,133.73 EUR (2023/10/25)

Composition

Name  ISIN	Price	Diff %  Diff +/-	Performance 	Date Time	Turnover Pc.  Turnover Money 
ACCSYS TECHNOLOGIES PLC GB00BQQFX454	0.675	1.66% 0.01		24/05/06 17:35:29	104,151 70,391.00
ACOMO NV NL0000313286	17.50	-0.46% -0.08		24/05/06 17:35:10	16,347 286,862.00
AVANTIUM NV NL0012047823	2.665	3.70% 0.10		24/05/06 17:35:07	376,309 981,892.00
AZERION GROUP N.V. EUR0.01 NL00150006Z9	1.722	-0.69% -0.01		24/05/06 17:35:22	14,044 24,455.00
B&S GROUP SA EUR0.06 LU1789205884	5.10	2.00% 0.10		24/05/06 17:35:01	94,810 486,849.00
BRUNEL INTERNATIONAL N.V. NL0010776944	10.72	0.75% 0.08		24/05/06 17:35:15	123,144 1,328,583.00
CM.COM NV NL0012747059	6.50	-0.76% -0.05		24/05/06 17:35:02	49,301 321,698.00
EBUSCO HOLDING BV NL0015000CZ2	2.97	0.95% 0.03		24/05/06 17:35:03	92,774 271,874.00
FASTNED B.V. NL0013654809	23.25	-0.43% -0.10		24/05/06 17:37:27	9,006 208,220.00
FORFARMERS N.V. NL0011832811	2.565	-0.39% -0.01		24/05/06 17:35:06	44,290 114,216.00
KENDRION NV NL0000852531	12.74	0.16% 0.02		24/05/06 17:35:19	50,516 636,988.00
KONINKLIJKE BAM GROEP N.V... NL0000337319	3.408	0.53% 0.02		24/05/06 17:38:13	971,281 3,288,793.00
KONINKLIJKE HEIJM NL0009269109	16.34	-1.09% -0.18		24/05/06 17:35:15	182,568 2,959,788.00
NEDAP NED. APPARATENFABRI... NL0000371243	62.20	0.00% 0.00		24/05/06 17:35:18	3,141 196,509.00
NSI N.V. NL0012365084	18.64	3.67% 0.66		24/05/06 17:35:02	75,015 1,387,814.00
NX FILTRATION N.V. EUR0.01 NL0015000D50	3.525	-4.34% -0.16		24/05/06 17:35:24	231,458 823,839.00
PHARMING GROUP N.V. NL0010391025	0.90	0.17% 0.00		24/05/06 17:35:04	4,464,820 4,017,292.00
POSTNL N.V. NL0009739416	1.194	-3.86% -0.05		24/05/06 17:39:42	7,621,396 9,071,168.00
RENEWI PLC GB00BNR4T868	6.72	-0.15% -0.01		24/05/06 17:35:07	23,410 157,893.00
SIF HOLDING N.V. NL0011660485	10.06	-0.98% -0.10		24/05/06 17:35:27	5,020 50,871.00
SLIGRO FOOD GROUP N.V. NL0000817179	14.34	0.99% 0.14		24/05/06 17:35:10	10,894 156,125.00
TOMTOM NV NL0013332471	5.58	-0.45% -0.03		24/05/06 17:35:10	194,814 1,090,006.00
VASTNED RETAIL N.V. NL0000288918	21.85	1.16% 0.25		24/05/06 17:35:17	25,214 549,208.00
VIVORYON THERAPEUTICS AG NL00150002Q7	0.77	1.18% 0.01		24/05/06 17:29:45	281,365 221,091.00
WERELDHAVE NL0000289213	13.58	0.59% 0.08		24/05/06 17:35:27	139,672 1,892,620.00