

AMSTERDAM MIDKAP INDEX (AMX)

ISIN: **NL0000249274** WKN: -

Overview

2024/09/13 18:05:02

Price

892.04 EUR

Difference ▲ 1.02% (8.98)

General attributes

ISIN NL0000249274

Symbol -

Country Netherlands

Instruments in index 25

Type of index -

Security type Index

Top 5

Name	Price	+ - (%)	Trend
ALFEN NV E...	12.28	+3.63	▲
BASIC-FIT ...	22.64	+3.10	▲
GALAPAGOS ...	26.82	+2.92	▲
FUGRO N.V.	20.62	+2.49	▲
EUROCOMMER...	25.45	+2.41	▲

Intraday 1w 1m 6m 1y 3y

Flop 5

Name	Price	+ - (%)	Trend
INPOST SA	16.92	-0.47	▼
JDE PEET'S...	20.68	-0.39	▼

Intraday 1w 1m 6m 1y 3y



More information on countries & regions

[▶ Markets by Region](#)



Information about previous performance does not guarantee future performance. Source: FactSet

Recent research

Date	Headline	Download
2024/09/13	Week Ahead	Download
2024/09/13	Wochenausblick	Download
2024/09/12	ECB cuts further	Download
2024/09/12	EZB senkt weiter	Download
2024/09/11	EU Green Deal - a lot of work awaits Europe	Download

Details

2024/09/13 18:05:02

Price

892.04 EUR

Difference



1.02% (8.98)

General attributes

ISIN NL0000249274

Symbol -

Country Netherlands

Security type Index

Instruments in index 25

Market data

Open 884.19 EUR

High 894.54 EUR

Low 883.81 EUR

Close (prev. day) 883.06 EUR

Trading volume (m) 7,337,434

Volume (pcs) 128,212,691

Performance and Risk

	6m	1y	3y
Perf (%)	-2.00%	+5.04%	-18.82%
Perf (abs.)	-18.17	+42.78	-206.80
Beta	-	-	-
Volatility	13.68	15.31	17.81

































Information about previous performance does not guarantee future performance.

Source: FactSet

Price data

Ø price 5 days Ø volume 5 days (pcs.)	884.85 EUR (7,054,416)
Ø price 30 days Ø volume 30 days (pcs.)	881.37 EUR (5,887,878)
Ø price 100 days Ø volume 100 days (pcs.)	896.74 EUR (7,663,414)
Ø price 250 days Ø volume 250 days (pcs.)	885.00 EUR (8,417,279)
YTD High date	966.61 EUR (2024/05/15)
YTD Low date	824.00 EUR (2024/08/05)
52 Weeks High date	966.61 EUR (2024/05/15)
52 Weeks Low date	756.16 EUR (2023/10/26)

Composition

Name  ISIN	Price	Diff %  Diff +/-	Performance 	Date Time	Turnover Pc.  Turnover Money 
AALBERTS N.V. NL0000852564	34.52	1.47% 0.50		24/09/13 17:35:26	129,896 4,475,217.00
AIR FRANCE-KLM SA FR001400J770	8.268	0.83% 0.07		24/09/13 17:35:20	847,040 7,011,174.00
ALFEN NV EUR0.10 NL0012817175	12.28	3.63% 0.43		24/09/13 17:36:36	522,554 6,344,287.00
ALLFUNDS GROUP PLC EUR0.0... GB00BNTJ3546	5.33	2.01% 0.11		24/09/13 17:35:11	672,099 3,563,787.00
AMG CRITICAL MATERIALS NV NL0000888691	14.64	1.95% 0.28		24/09/13 17:35:07	147,159 2,150,507.00
APERAM S.A. LU0569974404	24.00	1.69% 0.40		24/09/13 17:35:19	133,073 3,179,215.00
ARCADIS N.V. NL0006237562	65.15	0.54% 0.35		24/09/13 17:35:09	139,724 9,098,212.00
BASIC-FIT N.V. NL0011872650	22.64	3.10% 0.68		24/09/13 17:35:10	77,401 1,739,092.00
CORBION N.V. NL0010583399	23.88	1.36% 0.32		24/09/13 17:35:36	204,562 4,871,051.00
CTP N.V EUR0.16 NL00150006R6	16.68	0.00% 0.00		24/09/13 17:35:18	55,910 933,541.00
EUROCOMMERCIAL PROPERTIES... NL0015000K93	25.45	2.41% 0.60		24/09/13 17:35:26	42,134 1,066,703.00
FAGRON N.V. BE0003874915	19.08	0.10% 0.02		24/09/13 17:35:14	40,938 780,391.00
FLOW TRADERS N.V. BMG3602E1084	18.31	1.38% 0.25		24/09/13 17:35:10	149,152 2,717,240.00
FUGRO N.V. NL00150003E1	20.62	2.49% 0.50		24/09/13 17:35:24	215,984 4,437,842.00
GALAPAGOS N.V. BE0003818359	26.82	2.92% 0.76		24/09/13 17:39:40	99,379 2,646,605.00
INPOST SA LU2290522684	16.92	-0.47% -0.08		24/09/13 17:35:15	1,016,940 17,242,089.00
JDE PEET'S N.V. NL0014332678	20.68	-0.39% -0.08		24/09/13 17:35:23	73,233 1,515,548.00
JUST EAT TAKEAWAY.COM NV NL0012015705	12.235	1.54% 0.19		24/09/13 17:35:07	1,197,583 14,561,439.00
KONINKLIJKE VOPAK N.V. NL0009432491	42.30	0.33% 0.14		24/09/13 17:35:28	121,448 5,131,982.00
OCI N.V. NL0010558797	27.07	1.77% 0.47		24/09/13 17:36:06	442,341 11,965,419.00
SBM OFFSHORE N.V. NL0000360618	16.12	0.25% 0.04		24/09/13 17:35:09	248,246 4,006,313.00
SIGNIFY N.V. NL0011821392	20.84	1.96% 0.40		24/09/13 17:35:00	304,634 6,346,305.00
TKH GROUP NV CVA NL0000852523	36.68	1.72% 0.62		24/09/13 17:35:13	29,907 1,090,267.00
VAN LANSCHOT KEMPEN NV NL0000302636	41.30	0.49% 0.20		24/09/13 17:35:03	36,932 1,526,895.00
WAREHOUSES DE PAUW S.C.A. BE0974349814	25.14	0.40% 0.10		24/09/13 17:36:51	389,608 9,809,227.00