

## AMSTERDAM MIDKAP INDEX (AMX)

ISIN: NL0000249274 WKN: -

## Overview

2022/08/09 09:51:00

Price

**963.61** EURDifference  -0.20% (-1.96)

## General attributes

ISIN	NL0000249274
Symbol	-
Country	Netherlands
Instruments in index	25
Type of index	-
Security type	Index

## Market data

Open	963.47 EUR
High	966.20 EUR
Low	963.47 EUR
Close (prev. day)	965.57 EUR
Trading volume (m)	3,288,631
Volume (pcs)	17,940,353

## Top 5

Name 	Price	+ - (%) 	Trend 
OCI N.V.	35.88	+0.62	
JDE PEET'S...	31.40	+0.58	
SBM OFFSHO...	14.125	+0.57	
FLOW TRADE...	21.24	+0.57	
KONINKLIJK...	22.13	+0.55	

Intraday 1w 1m 6m 1y 3y

## Flop 5

Name 	Price	+ - (%) 	Trend 
POSTNL N.V...	2.497	-3.85	
AALBERTS N...	39.91	-1.33	
FAGRON N.V...	13.70	-1.30	
APERAM S.A...	30.75	-1.28	
GALAPAGOS ...	52.76	-0.68	

Intraday 1w 1m 6m 1y 3y

5y



Information about previous performance does not guarantee future performance.

Source: FactSet

## Recent research

on market

Date	Headline	Download
2022/08/08	 Global Equity Ratings	
2022/08/08	 Aktienempfehlungen Global	
2022/08/08	 Marktkommentar	
2022/08/05	 Week Ahead	
2022/08/05	 Wochenausblick	

**Futures and Options**

**Related Futures** -

**Related Options** -

## Details

2022/08/09 09:51:00

Price

**963.61** EUR

Difference

**-0.20%** (-1.96)

## General attributes

ISIN NL0000249274

Symbol -

Country Netherlands

Security type Index

Instruments in index 25

## Market data

Open 963.47 EUR

High 966.20 EUR

Low 963.47 EUR

Close (prev. day) 965.57 EUR

Trading volume (m) 3,288,631

Volume (pcs) 17,940,353

## Performance and Risk

	6m	1y	3y
Perf (%)	-9.17%	-10.10%	+17.30%
Perf (abs.)	-97.45	-108.49	+142.44
Beta	-	-	-
Volatility	24.30	20.38	23.08






Information about previous performance does not guarantee future performance.

Source: FactSet

## Price data

Ø price 5 days   Ø volume 5 days (pcs.)	960.01 EUR (27,381,849)
Ø price 30 days   Ø volume 30 days (pcs.)	919.92 EUR (24,249,053)
Ø price 100 days   Ø volume 100 days (pcs.)	986.85 EUR (26,911,426)
Ø price 250 days   Ø volume 250 days (pcs.)	1,029.76 EUR (22,016,823)
YTD High   date	1,104.91 EUR (2022/01/05)
YTD Low   date	872.89 EUR (2022/07/14)
52 Weeks High   date	1,115.98 EUR (2021/09/07)
52 Weeks Low   date	872.89 EUR (2022/07/14)

## Composition

Name  ISIN	Price	Diff %  Diff +/-	Performance 	Date Time	Turnover Pc.  Turnover Money 
AALBERTS N.V. NL0000852564	39.91	-1.33% -0.54		22/08/09 09:50:46	11,652 468,384.00
ABN AMRO BANK N.V. DR EAC... NL0011540547	10.23	-0.20% -0.02		22/08/09 09:50:44	130,370 1,330,536.00
AIR FRANCE-KLM SA FR0000031122	1.542	-0.03% -0.00		22/08/09 09:51:04	1,152,258 1,783,834.00
ALFEN NV EUR0.10 NL0012817175	113.45	-0.09% -0.10		22/08/09 09:50:13	9,846 1,114,129.00
AMG ADVANCED METALLURGICA... NL0000888691	27.92	0.07% 0.02		22/08/09 09:50:23	23,739 661,104.00
APERAM S.A. LU0569974404	30.75	-1.28% -0.40		22/08/09 09:50:20	6,876 212,782.00
ARCADIS N.V. NL0006237562	33.72	-0.47% -0.16		22/08/09 09:49:01	3,958 133,795.00
ASR NEDERLAND N.V. NL0011872643	41.47	0.12% 0.05		22/08/09 09:51:08	25,410 1,053,230.00
BASIC-FIT N.V. NL0011872650	39.90	0.15% 0.06		22/08/09 09:50:28	12,374 493,405.00
CORBION N.V. NL0010583399	32.84	-0.06% -0.02		22/08/09 09:48:46	28,921 943,787.00
CTP N.V EUR0.16 NL00150006R6	12.02	-0.50% -0.06		22/08/09 09:46:27	8,911 106,864.00
FAGRON N.V. BE0003874915	13.70	-1.30% -0.18		22/08/09 09:51:00	53,023 731,105.00
FLOW TRADERS N.V. NL0011279492	21.24	0.57% 0.12		22/08/09 09:42:56	26,592 563,573.00
FUGRO N.V. NL00150003E1	11.03	-0.18% -0.02		22/08/09 09:50:17	21,759 239,702.00
GALAPAGOS N.V. BE0003818359	52.76	-0.68% -0.36		22/08/09 09:48:40	14,072 742,389.00
INPOST SA LU2290522684	5.99	-0.20% -0.01		22/08/09 09:49:21	35,711 213,769.00
INTERTRUST N.V. NL0010937058	19.34	-0.10% -0.02		22/08/09 09:50:45	4 77.00
JDE PEET'S N.V. NL0014332678	31.40	0.58% 0.18		22/08/09 09:50:23	13,684 427,360.00
KONINKLIJKE BOSKALIS WEST... NL0000852580	32.40	0.00% 0.00		22/08/09 09:48:18	6,823 221,109.00
KONINKLIJKE VOPAK N.V. NL0009432491	22.13	0.55% 0.12		22/08/09 09:47:49	17,389 385,309.00
OCI N.V. NL0010558797	35.88	0.62% 0.22		22/08/09 09:49:49	24,955 895,897.00
POSTNL N.V. NL0009739416	2.497	-3.85% -0.10		22/08/09 09:50:53	1,597,729 4,009,568.00
SBM OFFSHORE N.V. NL0000360618	14.125	0.57% 0.08		22/08/09 09:49:47	46,558 653,397.00
TKH GROUP NV CVA NL0000852523	39.50	-0.05% -0.02		22/08/09 09:49:58	3,980 157,382.00
WAREHOUSES DE PAUW S.C.A. BE0974349814	32.64	-0.24% -0.08		22/08/09 09:48:41	12,286 404,637.00