

MCKESSON CORPORATION

ISIN: US58155Q1031 WKN: 58155Q103

Overview

2024/06/21 22:00:03

Price
603.08 USDDifference  -0.03% (-0.16)

General attributes

ISIN	US58155Q1031
Symbol	MCK
Exchange	NYSE
Currency	USD
Sector	Chemical / Pharmaceutical / Health
Security type	Stock
Market cap (m)	73,065 EUR
Benchmark	S&P 500

Market data

Bid (Bid size)	595.00 USD (100)
Ask (Ask size)	610.00 USD (100)
Open	604.85 USD
High	606.3199 USD
Low	600.89 USD
Close (prev. day)	603.24 USD
VWAP	603.316443 USD
Volume (pcs)	1,166,719
Trading volume	703,960,599.48
Number of trades	21,480
Last size	-











Futures and Options

Related Futures	-
Related Options	-



Information about previous performance does not guarantee future performance.
Source: FactSet

Recent research

on sector	on market		
Date		Headline	Download
2024/06/21		Global Equity Ratings	
2024/06/21		Aktienempfehlungen Global	
2024/06/14		Equity Weekly	
2024/06/14		Global Equity Ratings	
2024/06/14		Aktienempfehlungen Global	

Details

2024/06/21 22:00:03

Price

603.08 USD

Difference ▼ -0.03% (-0.16)

General attributes

ISIN	US58155Q1031
Symbol	MCK
Exchange	NYSE
Currency	USD
Sector	Chemical / Pharmaceutical / Health
Security type	Stock
Market cap (m)	73,065 EUR
Benchmark	S&P 500

Market data

Bid (Bid size)	595.00 USD (100)
Ask (Ask size)	610.00 USD (100)
Open	604.85 USD
High	606.3199 USD
Low	600.89 USD
Close (prev. day)	603.24 USD
VWAP	603.316443 USD
Volume (pcs)	1,166,719
Trading volume	703,960,599.48
Number of trades	21,480
Last size	-

Performance and Risk

	6m	1y	3y
Perf (%)	+33.22%	+45.51%	+219.56%
Perf (abs.)	+150.37	+188.62	+414.36
Beta	-0.03	0.00	0.36
Volatility	16.62	18.27	20.93

5y



Information about previous performance does not guarantee future performance.
Source: FactSet

Price data

Ø price 5 days Ø volume 5 days (pcs.)	599.33 USD (683,756)
Ø price 30 days Ø volume 30 days (pcs.)	572.63 USD (691,119)
Ø price 100 days Ø volume 100 days (pcs.)	538.65 USD (712,544)
Ø price 250 days Ø volume 250 days (pcs.)	481.38 USD (750,238)
YTD High date	606.32 USD (2024/06/21)
YTD Low date	462.70 USD (2024/01/02)
52 Weeks High date	606.32 USD (2024/06/21)
52 Weeks Low date	395.30 USD (2023/07/31)

All listings for MCKESSON CORPORATION

Exchange	Date	Time	Price	Trading volume (mio.)	Number of trades
Tradegate	2024/06/21	22:26	564.20 EUR	0.09	18
Stuttgart	2024/06/21	21:53	563.40 EUR	0.00	7
NYSE	2024/06/21	22:00	603.08 USD	703.96	21,480
Munich	2024/06/21	08:04	561.60 EUR	0.00	2
London Stock	2024/05/21	17:21	530.56 USD	0.03	1

Exchange	02						
Frankfurt	2024/06/ 21	15:44	565.00	EUR	0.04		4
Duesseldorf	2024/06/ 21	19:31	563.60	EUR	0.00		7
Berlin	2024/06/ 21	08:08	561.60	EUR	0.00		1

Company profile

Company Logo



Contact Details

MCKESSON CORP.

- -

6555 State Highway 161 - 75039 Irving

Telefon: +1-972-446-4800

Fax: +

E-mail: -

Company Profile

-

Members of Management Board

Donald Knauss	Chairman of Board of Directors
Deborah Dunsire	Member of Board of Directors
Richard Carmona	Member of Board of Directors
Bradley Lerman	Member of Board of Directors
Dominic Caruso	Member of Board of Directors
James Hinton	Member of Board of Directors
Kathleen Wilson-Thompson	Member of Board of Directors
Kevin Ozan	Member of Board of Directors
Linda Mantia	Member of Board of Directors
Maria Martinez	Member of Board of Directors
Susan Salka	Member of Board of Directors
Webster Dunbar	Member of Board of Directors
Brian S. Tyler	Chairman of Managing Board
Britt Vitalone	Member of Executive Committee
Francisco Fraga	Member of Executive Committee
Joan Eliasek	Member of Executive Committee
Kevin Kettler	Member of Executive Committee
Kirk Kaminsky	Member of Executive Committee
LeAnn Smith	Member of Executive Committee
Michele Lau	Member of Executive Committee
Nimesh Jhaveri	Member of Executive Committee
Stanton McComb	Member of Executive Committee
Tom Rodgers	Member of Executive Committee