

## MCKESSON CORPORATION

ISIN: US58155Q1031 WKN: 58155Q103

## Overview

2024/06/21 08:08:28

Price

561.60 EUR

Difference  -0.57% (-3.20)

## General attributes

ISIN US58155Q1031

Symbol MCK

Exchange Berlin

Currency EUR

Sector Chemical / Pharmaceutical / Health

Security type Stock

Market cap (m) 73,065 EUR

Benchmark S&amp;P 500

## Market data

Bid (Bid size) 563.20 EUR (60)

Ask (Ask size) 565.20 EUR (60)

Open 561.60 EUR

High 561.60 EUR

Low 561.60 EUR

Close (prev. day) 564.80 EUR

VWAP -

Volume (pcs) 0

Trading volume 0.00

Number of trades 1

Last size 0

## Futures and Options

Related Futures -










Related Options -

5y



Information about previous performance does not guarantee future performance.  
Source: FactSet

## Recent research

on sector		on market	
Date		Headline	Download
2024/06/21		Global Equity Ratings	
2024/06/21		Aktienempfehlungen Global	
2024/06/14		Equity Weekly	
2024/06/14		Global Equity Ratings	
2024/06/14		Aktienempfehlungen Global	

## Details

2024/06/21 08:08:28

## Price

561.60 EUR

Difference ▼ -0.57% (-3.20)

## General attributes

ISIN	US58155Q1031
Symbol	MCK
Exchange	Berlin
Currency	EUR
Sector	Chemical / Pharmaceutical / Health
Security type	Stock
Market cap (m)	73,065 EUR
Benchmark	S&P 500

## Market data

Bid (Bid size)	563.20 EUR (60)
Ask (Ask size)	565.20 EUR (60)
Open	561.60 EUR
High	561.60 EUR
Low	561.60 EUR
Close (prev. day)	564.80 EUR
VWAP	-
Volume (pcs)	0
Trading volume	0.00
Number of trades	1
Last size	0

## Performance and Risk

	6m	1y	3y
Perf (%)	+37.65%	+49.76%	+263.38%
Perf (abs.)	+153.60	+186.60	+407.05
Beta	-0.03	0.00	0.36
Volatility	17.30	19.41	22.44

5y



Information about previous performance does not guarantee future performance.  
Source: FactSet

## Price data

Ø price 5 days   Ø volume 5 days (pcs.)	558.76 EUR (3)
Ø price 30 days   Ø volume 30 days (pcs.)	528.93 EUR (1)
Ø price 100 days   Ø volume 100 days (pcs.)	497.82 EUR (0)
Ø price 250 days   Ø volume 250 days (pcs.)	444.57 EUR (0)
YTD High   date	564.80 EUR (2024/06/20)
YTD Low   date	419.00 EUR (2024/01/02)
52 Weeks High   date	564.80 EUR (2024/06/20)
52 Weeks Low   date	364.00 EUR (2023/07/14)

## All listings for MCKESSON CORPORATION

Exchange	Date	Time	Price	Trading volume (mio.)	Number of trades
Tradegate	2024/06/21	22:26	564.20 EUR	0.09	18
Stuttgart	2024/06/21	21:53	563.40 EUR	0.00	7
NYSE	2024/06/21	22:00	603.08 USD	703.96	21,480
Munich	2024/06/21	08:04	561.60 EUR	0.00	2
London Stock	2024/05/	17:21	530.56 USD	0.03	1

Exchange	02						
Frankfurt	2024/06/21	15:44	565.00	EUR	0.04		4
Duesseldorf	2024/06/21	19:31	563.60	EUR	0.00		7
Berlin	2024/06/21	08:08	561.60	EUR	0.00		1

## Company profile

### Company Logo



### Contact Details

MCKESSON CORP.

--

6555 State Highway 161 - 75039 Irving

Telefon: +1-972-446-4800

Fax: +

E-mail: -

### Company Profile

-

#### Members of Management Board

Donald Knauss	Chairman of Board of Directors
Deborah Dunsire	Member of Board of Directors
Richard Carmona	Member of Board of Directors
Bradley Lerman	Member of Board of Directors
Dominic Caruso	Member of Board of Directors
James Hinton	Member of Board of Directors
Kathleen Wilson-Thompson	Member of Board of Directors
Kevin Ozan	Member of Board of Directors
Linda Mantia	Member of Board of Directors
Maria Martinez	Member of Board of Directors
Susan Salka	Member of Board of Directors
Webster Dunbar	Member of Board of Directors
Brian S. Tyler	Chairman of Managing Board
Britt Vitalone	Member of Executive Committee
Francisco Fraga	Member of Executive Committee
Joan Eliasek	Member of Executive Committee
Kevin Kettler	Member of Executive Committee
Kirk Kaminsky	Member of Executive Committee
LeAnn Smith	Member of Executive Committee
Michele Lau	Member of Executive Committee
Nimesh Jhaveri	Member of Executive Committee
Stanton McComb	Member of Executive Committee
Tom Rodgers	Member of Executive Committee