

## HEALIUS LTD.

ISIN: AU0000033359

WKN: PRY

## Overview

2024/07/18 08:08:12

Price  
0.885 EURDifference  -2.21% (-0.02)

## General attributes

ISIN	AU0000033359
Symbol	HLS
Exchange	Stuttgart
Currency	EUR
Sector	Chemical / Pharmaceutical / Health
Security type	Stock
Market cap (m)	663 EUR
Benchmark	ASX ALL ORDINARIES INDEX

## Market data

Bid (Bid size)	- (0)
Ask (Ask size)	- (0)
Open	0.885 EUR
High	0.885 EUR
Low	0.885 EUR
Close (prev. day)	0.905 EUR
VWAP	-
Volume (pcs)	0
Trading volume	0.00
Number of trades	3
Last size	0

## Futures and Options

Related Futures	-
Related Options	-







5y



Information about previous performance does not guarantee future performance.  
Source: FactSet

## Recent research

on sector

Date	Headline	Download
2024/07/15	 Aktienempfehlungen Global	
2024/07/12	 Global Equity Ratings	
2024/07/09	 Aktienempfehlungen Österreich	
2024/06/24	 Aktienempfehlungen Österreich	
2024/06/21	 Global Equity Ratings	

## Details

2024/07/18 08:08:12

## Price

0.885 EUR

Difference ▼ -2.21% (-0.02)

## General attributes

ISIN	AU0000033359
Symbol	HLS
Exchange	Stuttgart
Currency	EUR
Sector	Chemical / Pharmaceutical / Health
Security type	Stock
Market cap (m)	663 EUR
Benchmark	ASX ALL ORDINARIES INDEX

## Market data

Bid (Bid size)	- (0)
Ask (Ask size)	- (0)
Open	0.885 EUR
High	0.885 EUR
Low	0.885 EUR
Close (prev. day)	0.905 EUR
VWAP	-
Volume (pcs)	0
Trading volume	0.00
Number of trades	3
Last size	0

## Performance and Risk

	6m	1y	3y
Perf (%)	+14.94%	-47.94%	-69.48%
Perf (abs.)	+0.12	-0.82	-2.02
Beta	1.41	1.52	0.89
Volatility	50.71	62.84	45.14

5y



Information about previous performance does not guarantee future performance.  
Source: FactSet

## Price data

Ø price 5 days   Ø volume 5 days (pcs.)	0.887 EUR (0)
Ø price 30 days   Ø volume 30 days (pcs.)	0.873 EUR (0)
Ø price 100 days   Ø volume 100 days (pcs.)	0.783 EUR (0)
Ø price 250 days   Ø volume 250 days (pcs.)	1.008 EUR (0)
YTD High   date	1.000 EUR (2024/01/02)
YTD Low   date	0.645 EUR (2024/05/02)
52 Weeks High   date	1.750 EUR (2023/08/11)
52 Weeks Low   date	0.645 EUR (2024/05/02)

## All listings for HEALIUS LTD.

Exchange	Date	Time	Price	Trading volume (mio.)	Number of trades
Stuttgart	2024/07/18	08:08	0.885 EUR	0.00	3
Frankfurt	2024/07/18	08:00	0.85 EUR	0.00	2
FINRA other OTC Issues	2024/06/25	18:30	0.97 USD	0.00	1
Duesseldorf	2024/07/18	08:10	0.845 EUR	0.00	3
Australian Securities	2024/07/18	08:10	1.485 AUD	2.42	2,598



## Company profile

### Company Logo



### Company Profile

-

### Contact Details

HEALIUS

--

Pacific Highway, Level 6 203 2065 St.  
Leonards

Telefon: +61 2 9432 9400

Fax: +61 2 9432 9447

E-mail: -