

## LAB CORP AMER HLDG

ISIN: **US5049221055** WKN: **504922105**

## Overview

2024/07/26 08:05:36

Price  
190.50 EURDifference  -1.04% (-2.00)

## General attributes

ISIN	US5049221055
Symbol	LH
Exchange	Stuttgart
Currency	EUR
Sector	Chemical / Pharmaceutical / Health
Security type	Stock
Market cap (m)	16,383 EUR
Benchmark	S&P 500

## Market data

Bid (Bid size)	- (0)
Ask (Ask size)	- (0)
Open	190.50 EUR
High	190.50 EUR
Low	190.50 EUR
Close (prev. day)	192.50 EUR
VWAP	-
Volume (pcs)	0
Trading volume	0.00
Number of trades	3
Last size	0

## Futures and Options






Related Futures	-
Related Options	-

5y



Information about previous performance does not guarantee future performance.  
Source: FactSet

## Recent research

on sector		on market	
Date		Headline	Download
2024/07/24		Global Equity Ratings	
2024/07/24		Aktienempfehlungen Global	
2024/07/15		Aktienempfehlungen Global	
2024/07/12		Global Equity Ratings	
2024/07/09		Aktienempfehlungen Österreich	

## Details

2024/07/26 08:05:36

### Price

190.50 EUR

 Difference ▼ -1.04% (-2.00)

### General attributes

ISIN	US5049221055
Symbol	LH
Exchange	Stuttgart
Currency	EUR
Sector	Chemical / Pharmaceutical / Health
Security type	Stock
Market cap (m)	16,383 EUR
Benchmark	S&P 500

### Market data

Bid (Bid size)	- (0)
Ask (Ask size)	- (0)
Open	190.50 EUR
High	190.50 EUR
Low	190.50 EUR
Close (prev. day)	192.50 EUR
VWAP	-
Volume (pcs)	0
Trading volume	0.00
Number of trades	3
Last size	0

### Performance and Risk

	6m	1y	3y
Perf (%)	-8.41%	-2.81%	-5.80%
Perf (abs.)	-17.50	-5.50	-11.74
Beta	0.61	0.47	0.67
Volatility	24.79	21.78	24.71

5y



Information about previous performance does not guarantee future performance.  
Source: FactSet

### Price data

Ø price 5 days   Ø volume 5 days (pcs.)	191.50 EUR (0)
Ø price 30 days   Ø volume 30 days (pcs.)	189.78 EUR (0)
Ø price 100 days   Ø volume 100 days (pcs.)	191.61 EUR (0)
Ø price 250 days   Ø volume 250 days (pcs.)	194.76 EUR (0)
YTD High   date	210.00 EUR (2024/01/03)
YTD Low   date	181.00 EUR (2024/07/10)
52 Weeks High   date	210.00 EUR (2024/01/03)
52 Weeks Low   date	181.00 EUR (2024/07/10)

### Arbitrage views

Exchange	Date	Time	Price	Trading volume (mio.)	Number of trades
Tradegate	2024/07/26	22:02	194.26 EUR	0.00	1
Stuttgart	2024/07/26	08:05	190.50 EUR	0.00	3
NYSE	2024/07/26	22:00	210.90 USD	83.65	10,355
Munich	2024/05/17	08:00	194.00 EUR	0.00	1
London Stock	2024/07/	17:10	215.65 USD	0.11	1

Exchange	22						
Hanover	2024/05/17	08:10	196.00	EUR	0.00		1
Frankfurt	2024/07/26	08:03	191.00	EUR	0.00		2
Duesseldorf	2024/07/26	08:13	190.00	EUR	0.00		1
Berlin	2024/07/26	08:08	191.00	EUR	0.00		3

## Company profile

### Company Logo



### Contact Details

LABCORP HOLDINGS

--

South Spring Street 531 27215 Burlington

Telefon: +1 336-436-5076

Fax: +1 336-436-1569

E-mail: investor@labcorp.com

### Company Profile

-

#### Members of Management Board

D. Gilliland	Member of Board of Directors
Garheng Kong	Member of Board of Directors
Paul Rothman	Member of Board of Directors
Jeffrey Davis	Member of Board of Directors
Kathryn Wengel	Member of Board of Directors
Kerrii Anderson	Member of Board of Directors
Kirsten Kliphouse	Member of Board of Directors
Peter Neupert	Member of Board of Directors
Richelle Parham	Member of Board of Directors
Adam H. Schechter	Chairman of Managing Board
Amy B. Summy	Member of Executive Committee
Brian J. Caveney	Member of Executive Committee
Glenn A. Eisenberg	Member of Executive Committee
Lance V. Berberian	Member of Executive Committee
Mark S. Schroeder	Member of Executive Committee
Peter J. Wilkinson	Member of Executive Committee
Sandra D. van der Vaart	Member of Executive Committee