

## HELLENIQ ENERGY HOLDINGS SA

ISIN: **GRS298343005** WKN: -

## Overview

2024/08/09 08:11:15

Price  
7.09 EURDifference  -0.49% (-0.04)

## General attributes

ISIN	GRS298343005
Symbol	ELPE
Exchange	Munich
Currency	EUR
Sector	Utilities
Security type	Stock
Market cap (m)	2,158 EUR
Benchmark	GREECE

## Market data

Bid (Bid size)	7.01 EUR (300)
Ask (Ask size)	7.09 EUR (300)
Open	7.09 EUR
High	7.09 EUR
Low	7.09 EUR
Close (prev. day)	7.125 EUR
VWAP	7.50509 EUR
Volume (pcs)	0
Trading volume	0.00
Number of trades	1
Last size	0

## Futures and Options




Related Futures	-
Related Options	-

5y



Information about previous performance does not guarantee future performance.  
Source: FactSet

## Recent research

on sector		on market	
Date		Headline	Download
2024/07/29		Aktienempfehlungen Österreich	
2024/07/26		Equity Weekly	
2024/07/24		Global Equity Ratings	
2024/07/24		Aktienempfehlungen Global	
2024/07/15		Aktienempfehlungen Global	

## Details

2024/08/09 08:11:15

## Price

7.09 EUR

Difference ▼ -0.49% (-0.04)

## General attributes

ISIN	GRS298343005
Symbol	ELPE
Exchange	Munich
Currency	EUR
Sector	Utilities
Security type	Stock
Market cap (m)	2,158 EUR
Benchmark	GREECE

## Market data

Bid (Bid size)	7.01 EUR (300)
Ask (Ask size)	7.09 EUR (300)
Open	7.09 EUR
High	7.09 EUR
Low	7.09 EUR
Close (prev. day)	7.125 EUR
VWAP	7.50509 EUR
Volume (pcs)	0
Trading volume	0.00
Number of trades	1
Last size	0

## Performance and Risk

	6m	1y	3y
Perf (%)	-6.13%	-13.64%	+24.78%
Perf (abs.)	-0.47	-1.13	+1.42
Beta	0.85	0.83	0.82
Volatility	19.00	19.87	20.96

5y



Information about previous performance does not guarantee future performance.  
Source: FactSet

## Price data

Ø price 5 days   Ø volume 5 days (pcs.)	7.11 EUR (0)
Ø price 30 days   Ø volume 30 days (pcs.)	7.57 EUR (2)
Ø price 100 days   Ø volume 100 days (pcs.)	8.09 EUR (9)
Ø price 250 days   Ø volume 250 days (pcs.)	7.75 EUR (27)
YTD High   date	8.76 EUR (2024/05/16)
YTD Low   date	6.96 EUR (2024/08/06)
52 Weeks High   date	8.76 EUR (2024/05/16)
52 Weeks Low   date	6.70 EUR (2023/10/10)

## All listings for HELLENIQ ENERGY HOLDINGS SA

Exchange	Date	Time	Price	Trading volume (mio.)	Number of trades
Tradegate	2024/08/08	22:26	7.05 EUR	0.00	2
Stuttgart	2024/08/09	15:32	6.93 EUR	0.00	7
Munich	2024/08/09	08:11	7.09 EUR	0.00	1
London Stock Exchange	2020/11/20	13:57	5.19 EUR	0.26	1
Frankfurt	2024/08/08	08:22	6.935 EUR	0.00	1

	09					
FINRA other OTC Issues	2024/08/05	20:41	7.4637 USD	0.00		3
Duesseldorf	2024/08/09	08:11	6.955 EUR	0.00		1
Berlin	2024/08/09	19:58	7.04 EUR	0.00		9
Athens Stock Exchange	2024/08/09	16:17	7.06 EUR	0.67		511

## Company profile

### Company Logo



### Company Profile

-

### Contact Details

HELLENIQ ENERGY

--

----

Telefon: -

Fax: -

E-mail: -