

THOR EXPLORATIONS LTD.

ISIN: CA8851491040 WKN: BL9YLD9

Overview

2024/07/26 21:07:35

Price

0.245 CAD

Difference  0.00% (0.00)

General attributes

ISIN	CA8851491040
Symbol	THX
Exchange	TSX Venture Exchange
Currency	CAD
Sector	Energy / Commodities
Security type	Stock
Market cap (m)	107 EUR
Benchmark	S&P/TSX 60 INDEX

Market data

Bid (Bid size)	0.24 CAD (12,000)
Ask (Ask size)	0.245 CAD (3,500)
Open	0.245 CAD
High	0.245 CAD
Low	0.245 CAD
Close (prev. day)	0.245 CAD
VWAP	0.245 CAD
Volume (pcs)	34,700
Trading volume	8,501.50
Number of trades	7
Last size	500

Futures and Options











Related Futures	-
Related Options	-

5y



Information about previous performance does not guarantee future performance.
Source: FactSet

Recent research

on sector			
Date		Headline	Download
2024/07/26		Equity Weekly	
2024/07/24		Global Equity Ratings	
2024/07/24		Aktienempfehlungen Global	
2024/07/15		Aktienempfehlungen Global	
2024/07/12		Equity Weekly	

Details

2024/07/26 21:07:35

Price

0.245 CAD

Difference ↔ 0.00% (0.00)

General attributes

ISIN	CA8851491040
Symbol	THX
Exchange	TSX Venture Exchange
Currency	CAD
Sector	Energy / Commodities
Security type	Stock
Market cap (m)	107 EUR
Benchmark	S&P/TSX 60 INDEX

Market data

Bid (Bid size)	0.24 CAD (12,000)
Ask (Ask size)	0.245 CAD (3,500)
Open	0.245 CAD
High	0.245 CAD
Low	0.245 CAD
Close (prev. day)	0.245 CAD
VWAP	0.245 CAD
Volume (pcs)	34,700
Trading volume	8,501.50
Number of trades	7
Last size	500

Performance and Risk

	6m	1y	3y
Perf (%)	+13.95%	-37.18%	-23.44%
Perf (abs.)	+0.03	-0.15	-0.08
Beta	0.12	0.34	0.41
Volatility	48.02	49.39	71.32

5y



Information about previous performance does not guarantee future performance.
Source: FactSet

Price data

Ø price 5 days Ø volume 5 days (pcs.)	0.250 CAD (89,041)
Ø price 30 days Ø volume 30 days (pcs.)	0.260 CAD (173,221)
Ø price 100 days Ø volume 100 days (pcs.)	0.250 CAD (214,104)
Ø price 250 days Ø volume 250 days (pcs.)	0.254 CAD (181,731)
YTD High date	0.280 CAD (2024/05/21)
YTD Low date	0.170 CAD (2024/02/23)
52 Weeks High date	0.400 CAD (2023/07/28)
52 Weeks Low date	0.170 CAD (2024/02/23)

All listings for THOR EXPLORATIONS LTD.

Exchange ↕	Date	Time	Price	Trading volume (mio.)	Number of trades
Tradegate	2024/07/26	22:02	0.162 EUR	0.00	1
TSX Venture Exchange	2024/07/26	21:07	0.245 CAD	0.01	7
Stuttgart	2024/07/26	14:44	0.155 EUR	0.00	5
Munich	2024/07/26	08:02	0.169 EUR	0.00	2
London Stock	2024/07/26	17:35	13.75 GBP	0.86	5

Exchange	26					
Frankfurt	2024/07/26	08:10	0.152	EUR	0.00	2
FINRA other OTC Issues	2024/07/25	20:38	0.2095	USD	0.00	3
Berlin	2024/07/26	20:22	0.165	EUR	0.00	13

Company profile

Company Logo



Company Profile

-

Contact Details

THOR EXPLORATIONS

--

Telefon: -

Fax: -

E-mail: -