

ZENTEK LTD.

ISIN: CA98942X1024

WKN: -

Overview

2024/07/26 08:05:14

Price
0.875 EURDifference  -6.42% (-0.06)

General attributes

ISIN CA98942X1024

Symbol ZEN

Exchange Frankfurt

Currency EUR

Sector Chemical / Pharmaceutical / Health

Security type Stock

Market cap (m) 91 EUR

Benchmark S&P/TSX 60 INDEX

Market data

Bid (Bid size) -

Ask (Ask size) -

Open 0.875 EUR

High 0.875 EUR

Low 0.875 EUR

Close (prev. day) 0.935 EUR

VWAP 0.935 EUR

Volume (pcs) 0

Trading volume 0.00

Number of trades 2

Last size 0

Futures and Options

Related Futures -





Related Options -

5y



Information about previous performance does not guarantee future performance.
Source: FactSet

Recent research

on sector			
Date		Headline	Download
2024/07/24		Global Equity Ratings	
2024/07/24		Aktienempfehlungen Global	
2024/07/15		Aktienempfehlungen Global	
2024/07/12		Global Equity Ratings	
2024/07/09		Aktienempfehlungen Österreich	

Details

2024/07/26 08:05:14

Price

0.875 EUR

Difference ▼ -6.42% (-0.06)

General attributes

ISIN	CA98942X1024
Symbol	ZEN
Exchange	Frankfurt
Currency	EUR
Sector	Chemical / Pharmaceutical / Health
Security type	Stock
Market cap (m)	91 EUR
Benchmark	S&P/TSX 60 INDEX

Market data

Bid (Bid size)	-
Ask (Ask size)	-
Open	0.875 EUR
High	0.875 EUR
Low	0.875 EUR
Close (prev. day)	0.935 EUR
VWAP	0.935 EUR
Volume (pcs)	0
Trading volume	0.00
Number of trades	2
Last size	0

Performance and Risk

	6m	1y	3y
Perf (%)	-18.98%	-38.38%	-57.52%
Perf (abs.)	-0.21	-0.55	-1.19
Beta	0.14	0.32	0.78
Volatility	57.39	57.42	71.67

5y



Information about previous performance does not guarantee future performance.
Source: FactSet

Price data

Ø price 5 days Ø volume 5 days (pcs.)	0.928 EUR (900)
Ø price 30 days Ø volume 30 days (pcs.)	0.940 EUR (167)
Ø price 100 days Ø volume 100 days (pcs.)	1.018 EUR (136)
Ø price 250 days Ø volume 250 days (pcs.)	1.097 EUR (118)
YTD High date	1.390 EUR (2024/01/09)
YTD Low date	0.875 EUR (2024/07/12)
52 Weeks High date	1.480 EUR (2023/07/31)
52 Weeks Low date	0.875 EUR (2024/07/12)

All listings for ZENTEK LTD.

Exchange	Date	Time	Price	Trading volume (mio.)	Number of trades
Tradegate	2024/07/26	22:02	0.935 EUR	0.00	1
TSX Venture Exchange	2024/07/26	21:54	1.35 CAD	0.05	43
Stuttgart	2024/07/26	11:05	0.885 EUR	0.00	4
Nasdaq	2024/07/26	22:30	1.0205 USD	0.02	104
Munich	2024/07/26	08:02	0.905 EUR	0.00	2

	26					
Frankfurt	2024/07/ 26	08:05	0.875 EUR	0.00		2
Duesseldorf	2024/07/ 26	19:32	0.885 EUR	0.00		6
Berlin	2024/07/ 26	20:22	0.91 EUR	0.00		13

Company profile

Company Logo



Company Profile

-

Contact Details

ZENTEK

--

Telefon: -

Fax: -

E-mail: -