

ZENTEK LTD.

ISIN: CA98942X1024

WKN: -

Overview

2024/07/12 08:00:08

Price
0.875 EURDifference  -3.31% (-0.03)

General attributes

ISIN CA98942X1024

Symbol ZEN

Exchange Frankfurt

Currency EUR

Sector Chemical / Pharmaceutical / Health

Security type Stock

Market cap (m) 92 EUR

Benchmark S&P/TSX 60 INDEX

Market data

Bid (Bid size) -

Ask (Ask size) -

Open 0.875 EUR

High 0.875 EUR

Low 0.875 EUR

Close (prev. day) 0.905 EUR

VWAP 0.92 EUR

Volume (pcs) 0

Trading volume 0.00

Number of trades 2

Last size 0

Futures and Options

Related Futures -

Related Options -









5y



Information about previous performance does not guarantee future performance.
Source: FactSet

Recent research

on sector

Date	Headline	Download
2024/07/12	 Global Equity Ratings	
2024/07/12	 Aktienempfehlungen Global	
2024/07/09	 Aktienempfehlungen Österreich	
2024/06/24	 Aktienempfehlungen Österreich	
2024/06/21	 Global Equity Ratings	

Details

2024/07/12 08:00:08

Price

0.875 EUR

Difference  -3.31% (-0.03)

General attributes

ISIN	CA98942X1024
Symbol	ZEN
Exchange	Frankfurt
Currency	EUR
Sector	Chemical / Pharmaceutical / Health
Security type	Stock
Market cap (m)	92 EUR
Benchmark	S&P/TSX 60 INDEX

Market data

Bid (Bid size)	-
Ask (Ask size)	-
Open	0.875 EUR
High	0.875 EUR
Low	0.875 EUR
Close (prev. day)	0.905 EUR
VWAP	0.92 EUR
Volume (pcs)	0
Trading volume	0.00
Number of trades	2
Last size	0

Performance and Risk

	6m	1y	3y
Perf (%)	-25.21%	-37.05%	-60.23%
Perf (abs.)	-0.30	-0.52	-1.33
Beta	0.02	0.32	0.80
Volatility	55.51	56.90	71.58

5y



Information about previous performance does not guarantee future performance.
Source: FactSet

Price data

Ø price 5 days Ø volume 5 days (pcs.)	0.901 EUR (100)
Ø price 30 days Ø volume 30 days (pcs.)	0.969 EUR (17)
Ø price 100 days Ø volume 100 days (pcs.)	1.038 EUR (101)
Ø price 250 days Ø volume 250 days (pcs.)	1.119 EUR (100)
YTD High date	1.390 EUR (2024/01/09)
YTD Low date	0.875 EUR (2024/07/12)
52 Weeks High date	1.480 EUR (2023/07/31)
52 Weeks Low date	0.875 EUR (2024/07/12)

Arbitrage views

Exchange 	Date	Time	Price	Trading volume (mio.)	Number of trades
Tradegate	2024/07/12	22:02	0.90 EUR	0.00	1
TSX Venture Exchange	2024/07/12	21:59	1.34 CAD	0.02	28
Stuttgart	2024/07/12	20:14	0.885 EUR	0.00	12
Nasdaq	2024/07/12	22:30	0.97 USD	0.01	80
Munich	2024/07/12	08:02	0.91 EUR	0.00	3

	12					
Frankfurt	2024/07/12	08:00	0.875 EUR	0.00		2
Duesseldorf	2024/07/12	19:32	0.875 EUR	0.00		6
Berlin	2024/07/12	20:22	0.905 EUR	0.00		15

Company profile

Company Logo



Company Profile

-

Contact Details

ZENTEK

--

Telefon: -

Fax: -

E-mail: -