

VIRIDIEN

ISIN: FR0013181864

WKN: 12016

Overview

2024/07/26 17:35:02

Price
0.4898 EURDifference  -1.80% (-0.01)

General attributes

ISIN	FR0013181864
Symbol	VIRI
Exchange	Euronext Paris
Currency	EUR
Sector	Energy / Commodities
Security type	Stock
Market cap (m)	351 EUR
Benchmark	CAC 40 INDEX

Market data

Bid (Bid size)	0.485 EUR (1,100)
Ask (Ask size)	0.51 EUR (20,000)
Open	0.5004 EUR
High	0.5136 EUR
Low	0.4876 EUR
Close (prev. day)	0.4988 EUR
VWAP	0.50049 EUR
Volume (pcs)	5,183,689
Trading volume	2,594,384.00
Number of trades	1,466
Last size	4,941

Futures and Options











Related Futures	-
Related Options	189

5y



Information about previous performance does not guarantee future performance.
Source: FactSet

Recent research

on sector		on market	
Date		Headline	Download
2024/07/26		Equity Weekly	
2024/07/24		Global Equity Ratings	
2024/07/24		Aktienempfehlungen Global	
2024/07/15		Aktienempfehlungen Global	
2024/07/12		Equity Weekly	

Details

2024/07/26 17:35:02

Price

0.4898 EUR

Difference ▼ -1.80% (-0.01)

General attributes

ISIN	FR0013181864
Symbol	VIRI
Exchange	Euronext Paris
Currency	EUR
Sector	Energy / Commodities
Security type	Stock
Market cap (m)	351 EUR
Benchmark	CAC 40 INDEX

Market data

Bid (Bid size)	0.485 EUR (1,100)
Ask (Ask size)	0.51 EUR (20,000)
Open	0.5004 EUR
High	0.5136 EUR
Low	0.4876 EUR
Close (prev. day)	0.4988 EUR
VWAP	0.50049 EUR
Volume (pcs)	5,183,689
Trading volume	2,594,384.00
Number of trades	1,466
Last size	4,941

Performance and Risk

	6m	1y	3y
Perf (%)	+5.74%	-34.33%	-21.93%
Perf (abs.)	+0.03	-0.26	-0.14
Beta	1.59	1.14	0.96
Volatility	58.79	54.83	57.40

5y



Information about previous performance does not guarantee future performance.
Source: FactSet

Price data

Ø price 5 days Ø volume 5 days (pcs.)	0.4978 EUR (3,736,980)
Ø price 30 days Ø volume 30 days (pcs.)	0.4969 EUR (4,125,712)
Ø price 100 days Ø volume 100 days (pcs.)	0.4788 EUR (6,629,174)
Ø price 250 days Ø volume 250 days (pcs.)	0.5540 EUR (7,681,628)
YTD High date	0.6386 EUR (2024/05/31)
YTD Low date	0.3612 EUR (2024/03/19)
52 Weeks High date	0.8180 EUR (2023/08/15)
52 Weeks Low date	0.3612 EUR (2024/03/19)

Arbitrage views

Exchange ⊕	Date	Time	Price	Trading volume (mio.)	Number of trades
Tradegate	2024/07/26	22:26	0.4912 EUR	0.00	1
Stuttgart	2024/07/26	15:08	0.5008 EUR	0.00	10
Munich	2024/07/26	08:19	0.4993 EUR	0.00	1
London Stock Exchange European Trade Reporting	2024/07/26	17:30	0.4904 EUR	0.00	2
Frankfurt	2024/	09:28	0.4984 EUR	0.00	2

	07/26					
FINRA other OTC Issues	2024/ 06/10	15:30	0.619 USD	0.00		1
Euronext Paris	2024/ 07/26	17:35	0.4898 EUR	2.59		1,466
Euronext Milan MTF Trading After Hours	-	-	-	0.00		-
Duesseldorf	2024/ 07/26	08:10	0.482 EUR	0.00		3
Berlin	2024/ 07/26	08:08	0.4823 EUR	0.00		3

Company profile

Company Logo



Contact Details

CGG

--

33 avenue du Maine BP 191 75755 Paris

Telefon: +33 (0)1 64 47 45 00

Fax: +33 (0)1 64 47 34 32

E-mail: invrelparis@cggveritas.com

Company Profile

-

Members of Management Board

Sophie Zurquiyah Chairman of Managing Board

Dechun Lin Member of Executive Committee

Eduardo Coutinho Member of Executive Committee

Emmanuel Odin Member of Executive Committee

Emmanuelle Dubu Member of Executive Committee

Hovey Cox Member of Executive Committee

Jerome Denigot Member of Executive Committee

Peter Whiting Member of Executive Committee

Yuri Baidoukov Member of Executive Committee

Board of directors

Philippe Salle Chairman of Supervisory Board

Colette Lewiner Member of Supervisory Board

Mario Ruscev Member of Supervisory Board

Michael C. Daly Member of Supervisory Board

Anne-France Laclide-Drouin Member of Supervisory Board

Heidi Marie Petersen Member of Supervisory Board

Helen Lee Bouygues Member of Supervisory Board

Patrick Choupin Member of Supervisory Board