

NORWEGIAN CRUISE LINE HOLDINGS LTD

ISIN: **BMG667211046** WKN: **G66721104**

Overview

2024/06/28 17:30:45

Price
17.43 EUR

Difference  0.23% (0.04)

General attributes

ISIN	BMG667211046
Symbol	NCLH
Exchange	Frankfurt
Currency	EUR
Sector	Media / Entertainment / Recreation
Security type	Stock
Market cap (m)	7,529 EUR
Benchmark	S&P 500

Market data

Bid (Bid size)	-
Ask (Ask size)	-
Open	17.29 EUR
High	17.43 EUR
Low	17.29 EUR
Close (prev. day)	17.39 EUR
VWAP	17.31094 EUR
Volume (pcs)	510
Trading volume	8,828.58
Number of trades	4
Last size	25

Futures and Options










Related Futures	-
Related Options	-

5y



Information about previous performance does not guarantee future performance.
Source: FactSet

Recent research

on sector		on market	
Date		Headline	Download
2024/06/28		Equity Weekly	
2024/06/24		Aktienempfehlungen Österreich	
2024/06/21		Global Equity Ratings	
2024/06/21		Aktienempfehlungen Global	
2024/06/14		Equity Weekly	

Details

2024/06/28 17:30:45

Price

17.43 EUR

Difference ▲ 0.23% (0.04)

General attributes

ISIN	BMG667211046
Symbol	NCLH
Exchange	Frankfurt
Currency	EUR
Sector	Media / Entertainment / Recreation
Security type	Stock
Market cap (m)	7,529 EUR
Benchmark	S&P 500

Market data

Bid (Bid size)	-
Ask (Ask size)	-
Open	17.29 EUR
High	17.43 EUR
Low	17.29 EUR
Close (prev. day)	17.39 EUR
VWAP	17.31094 EUR
Volume (pcs)	510
Trading volume	8,828.58
Number of trades	4
Last size	25

Performance and Risk

	6m	1y	3y
Perf (%)	-3.99%	-10.55%	-29.22%
Perf (abs.)	-0.73	-2.06	-7.20
Beta	1.55	1.65	1.94
Volatility	50.49	49.67	62.35

5y



Information about previous performance does not guarantee future performance.
Source: FactSet

Price data

Ø price 5 days Ø volume 5 days (pcs.)	17.09 EUR (1,286)
Ø price 30 days Ø volume 30 days (pcs.)	15.97 EUR (712)
Ø price 100 days Ø volume 100 days (pcs.)	16.57 EUR (1,616)
Ø price 250 days Ø volume 250 days (pcs.)	16.09 EUR (2,113)
YTD High date	20.07 EUR (2024/03/27)
YTD Low date	14.41 EUR (2024/05/20)
52 Weeks High date	20.50 EUR (2023/07/05)
52 Weeks Low date	11.91 EUR (2023/11/09)

All listings for NORWEGIAN CRUISE LINE HOLDINGS LTD

Exchange	Date	Time	Price	Trading volume (mio.)	Number of trades
Vienna Stock Exchange	2024/06/28	17:32	17.466 EUR	0.00	2
Tradegate	2024/06/28	22:26	17.558 EUR	0.16	20
Stuttgart	2024/06/28	15:31	17.352 EUR	0.00	9
NYSE	2024/06/28	22:00	18.79 USD	395.01	60,059
Munich	2024/06/28	08:04	17.462 EUR	0.00	1

	28					
London Stock Exchange	2024/06/27	10:58	18.38 USD	0.01		10
Hanover	2024/06/28	08:07	17.29 EUR	0.00		3
Hamburg	2024/06/28	10:04	17.298 EUR	0.00		2
Frankfurt	2024/06/28	17:30	17.43 EUR	0.01		4
Duesseldorf	2024/06/28	19:30	17.454 EUR	0.00		7
Berlin	2024/06/28	08:04	17.29 EUR	0.00		3

Company profile

Company Logo



Contact Details

NORWEGIAN CRUISE LINE HOLDINGS LTD.

--

7665 Corporate Center Drive - 33126 Miami

Telefon: +1-305-436-4000

Fax: +

E-mail: -

Company Profile

-

Members of Management Board

Harry Sommer Chairman of Managing Board

Daniel S. Farkas Member of Executive Committee

Faye L. Ashby Member of Executive Committee

Frank J. Del Rio Member of Executive Committee

Lynn White Member of Executive Committee

Mark A. Kempa Member of Executive Committee

Robin Lindsay Member of Executive Committee

Board of directors

Russell Galbut Chairman of Supervisory Board

David Abrams Member of Supervisory Board

Harry Curtis Member of Supervisory Board

José Cil Member of Supervisory Board

Mary Landry Member of Supervisory Board

Stella David Member of Supervisory Board

Zillah Byng-Thorne Member of Supervisory Board