

ACCELERATE DIAGNOSTICS INC.

ISIN: **US00430H2013** WKN: **00430H201**

Overview

2024/05/01 22:30:00

Price
0.9353 USDDifference  6.09% (0.05)

General attributes

ISIN	US00430H2013
Symbol	AXDX
Exchange	Nasdaq
Currency	USD
Sector	Chemical / Pharmaceutical / Health
Security type	Stock
Market cap (m)	19 EUR
Benchmark	S&P 500

Market data

Bid (Bid size)	0.8921 USD (1,200)
Ask (Ask size)	0.9933 USD (7,400)
Open	0.908 USD
High	0.9499 USD
Low	0.88 USD
Close (prev. day)	0.8816 USD
VWAP	0.906787 USD
Volume (pcs)	15,183
Trading volume	13,777.52
Number of trades	172
Last size	-




Futures and Options

Related Futures	-
Related Options	-



Information about previous performance does not guarantee future performance.
Source: FactSet

Recent research

on sector	on market		
Date		Headline	Download
2024/04/29		Aktienempfehlungen Österreich	
2024/04/26		Global Equity Ratings	
2024/04/26		Aktienempfehlungen Global	
2024/04/15		Aktienempfehlungen Österreich	
2024/04/03		Global Equity Ratings	

Details

2024/05/01 22:30:00

Price
0.9353 USD

Difference ▲ 6.09% (0.05)

General attributes

ISIN	US00430H2013
Symbol	AXDX
Exchange	Nasdaq
Currency	USD
Sector	Chemical / Pharmaceutical / Health
Security type	Stock
Market cap (m)	19 EUR
Benchmark	S&P 500

Market data

Bid (Bid size)	0.8921 USD (1,200)
Ask (Ask size)	0.9933 USD (7,400)
Open	0.908 USD
High	0.9499 USD
Low	0.88 USD
Close (prev. day)	0.8816 USD
VWAP	0.906787 USD
Volume (pcs)	15,183
Trading volume	13,777.52
Number of trades	172
Last size	-

Performance and Risk

	6m	1y	3y
Perf (%)	-84.51%	-89.09%	-98.72%
Perf (abs.)	-5.10	-7.64	-72.16
Beta	-0.76	0.20	1.12
Volatility	110.77	100.17	119.90



5y

Information about previous performance does not guarantee future performance.
Source: FactSet

Price data

Ø price 5 days Ø volume 5 days (pcs.)	0.9230 USD (11,269)
Ø price 30 days Ø volume 30 days (pcs.)	0.9087 USD (62,338)
Ø price 100 days Ø volume 100 days (pcs.)	1.8761 USD (99,947)
Ø price 250 days Ø volume 250 days (pcs.)	4.6972 USD (54,102)
YTD High date	4.2400 USD (2024/01/02)
YTD Low date	0.7300 USD (2024/04/18)
52 Weeks High date	11.9000 USD (2023/06/12)
52 Weeks Low date	0.7300 USD (2024/04/18)

Arbitrage views

Exchange ⊕	Date	Time	Price	Trading volume (mio.)	Number of trades
Tradegate	2024/04/30	22:02	0.86 EUR	0.00	1
Stuttgart	2024/05/02	08:14	0.865 EUR	0.00	1
Nasdaq	2024/05/01	22:30	0.9353 USD	0.01	172
London Stock Exchange	2021/03/30	15:30	80.00 USD	0.00	1
Frankfurt	2024/05/01	08:31	0.865 EUR	0.00	1

	02					
Duesseldorf	2023/07/ 11	19:30	6.70 EUR	0.00		5
Berlin	2024/05/ 02	08:08	0.865 EUR	0.00		1

Company profile

Company Logo



Company Profile

Contact Details

ACCELERATE DIAGNOSTICS

--

303 E. 17th Ave., Suite 108 -- U.S.A. -
Denver, CO 80203-9725

Telefon: +1 - 303 - 863 - 8088

Fax: +1 - 303 - 863 - 1218

E-mail: info@accelr8.com