

1ST CAPITAL INC COM USD0.01

ISIN: **US31942S1042** WKN: **31942S104**

Overview

2024/09/13 22:30:01

Price

32.06 USD

Difference  -1.08% (-0.35)

General attributes

ISIN	US31942S1042
Symbol	FCAP
Exchange	Nasdaq
Currency	USD
Sector	Financial
Security type	Stock
Market cap (m)	1,349 EUR
Benchmark	FTSE STRAITS TIMES INDEX

Market data

Bid (Bid size)	12.80 USD (200)
Ask (Ask size)	33.40 USD (100)
Open	32.06 USD
High	32.06 USD
Low	32.06 USD
Close (prev. day)	32.4100 USD
VWAP	32.06 USD
Volume (pcs)	922
Trading volume	30,033.77
Number of trades	121
Last size	-

Futures and Options

Related Futures	-
Related Options	-






5y



Information about previous performance does not guarantee future performance.

Source: FactSet

Recent research

on sector			
Date		Headline	Download
2024/09/11		Global Equity Ratings	
2024/09/11		Aktienempfehlungen Global	
2024/09/09		Aktienempfehlungen Österreich	
2024/09/06		Equity Weekly	
2024/09/05		Global Equity Ratings	

Details

2024/09/13 22:30:01

Price

32.06 USD

 Difference ▼ -1.08% (-0.35)

General attributes

ISIN	US31942S1042
Symbol	FCAP
Exchange	Nasdaq
Currency	USD
Sector	Financial
Security type	Stock
Market cap (m)	1,349 EUR
Benchmark	FTSE STRAITS TIMES INDEX

Market data

Bid (Bid size)	12.80 USD (200)
Ask (Ask size)	33.40 USD (100)
Open	32.06 USD
High	32.06 USD
Low	32.06 USD
Close (prev. day)	32.4100 USD
VWAP	32.06 USD
Volume (pcs)	922
Trading volume	30,033.77
Number of trades	121
Last size	-

Performance and Risk

	6m	1y	3y
Perf (%)	+14.95%	+3.39%	-26.52%
Perf (abs.)	+4.17	+1.05	-11.57
Beta	-	-	-
Volatility	31.89	31.50	30.72

5y



Information about previous performance does not guarantee future performance.
Source: FactSet

Price data

Ø price 5 days Ø volume 5 days (pcs.)	32.13 USD (1,150)
Ø price 30 days Ø volume 30 days (pcs.)	31.65 USD (1,413)
Ø price 100 days Ø volume 100 days (pcs.)	30.22 USD (1,674)
Ø price 250 days Ø volume 250 days (pcs.)	28.43 USD (2,135)
YTD High date	33.39 USD (2024/09/04)
YTD Low date	26.03 USD (2024/02/07)
52 Weeks High date	33.39 USD (2024/09/04)
52 Weeks Low date	22.95 USD (2023/10/27)

Arbitrage views

Exchange	Date	Time	Price	Trading volume (mio.)	Number of trades
Nasdaq	2024/09/13	22:30	32.06 USD	0.03	121

Company profile

Company Logo



Company Profile

-

Contact Details

FIRST CAPITAL

--

Telefon: -

Fax: -

E-mail: -