

ASML HOLDING N.V.

ISIN: NL0010273215 WKN: -

Overview

2024/04/25 19:31:32

Price
836.10 EURDifference  0.42% (3.50)

General attributes

ISIN	NL0010273215
Symbol	ASML
Exchange	Duesseldorf
Currency	EUR
Sector	Technology
Security type	Stock
Market cap (m)	327,996 EUR
Benchmark	AMSTERDAM EXCHANGES INDEX

Market data

Bid (Bid size)	-
Ask (Ask size)	-
Open	828.80 EUR
High	836.10 EUR
Low	828.80 EUR
Close (prev. day)	832.60 EUR
VWAP	-
Volume (pcs)	17
Trading volume	14,120.50
Number of trades	8
Last size	0

Futures and Options




Related Futures	53
Related Options	-

5y



Information about previous performance does not guarantee future performance.
Source: FactSet

Recent research

on instrument	on sector	on market
Date	Headline	Download
2024/04/03	 Global Equity Ratings	
2024/04/03	 Aktienempfehlungen Global	
2024/03/13	 Global Equity Ratings	
2024/03/13	 Aktienempfehlungen Global	
2024/02/22	 Aktienempfehlungen Global	

Details

2024/04/25 19:31:32

Price

836.10 EUR

 Difference ▲ 0.42% (3.50)

General attributes

ISIN	NL0010273215
Symbol	ASML
Exchange	Duesseldorf
Currency	EUR
Sector	Technology
Security type	Stock
Market cap (m)	327,996 EUR
Benchmark	AMSTERDAM EXCHANGES INDEX

Market data

Bid (Bid size)	-
Ask (Ask size)	-
Open	828.80 EUR
High	836.10 EUR
Low	828.80 EUR
Close (prev. day)	832.60 EUR
VWAP	-
Volume (pcs)	17
Trading volume	14,120.50
Number of trades	8
Last size	0

Performance and Risk

	6m	1y	3y
Perf (%)	+51.17%	+51.30%	+51.06%
Perf (abs.)	+283.00	+283.50	+282.60
Beta	2.21	1.89	1.78
Volatility	32.90	30.50	36.64

5y



Information about previous performance does not guarantee future performance.
Source: FactSet

Price data

Ø price 5 days Ø volume 5 days (pcs.)	827.06 EUR (12)
Ø price 30 days Ø volume 30 days (pcs.)	880.28 EUR (16)
Ø price 100 days Ø volume 100 days (pcs.)	795.53 EUR (11)
Ø price 250 days Ø volume 250 days (pcs.)	685.61 EUR (9)
YTD High date	957.30 EUR (2024/03/07)
YTD Low date	634.70 EUR (2024/01/05)
52 Weeks High date	957.30 EUR (2024/03/07)
52 Weeks Low date	536.00 EUR (2023/09/26)

All listings for ASML HOLDING N.V.

Exchange	Date	Time	Price	Trading volume (mio.)	Number of trades
Xetra	2024/04/25	17:35	833.90 EUR	12.04	1,448
Vienna Stock Exchange	2024/04/24	09:05	855.10 EUR	0.00	3
Tradegate	2024/04/25	22:26	840.70 EUR	4.70	461
Stuttgart	2024/04/25	17:23	833.50 EUR	1.45	75
Munich	2024/	18:02	835.30 EUR	0.04	3

	04/25					
London Stock Exchange European Trade Reporting	2024/ 04/25	17:30	833.05	EUR	1.79	79
Hanover	2024/ 04/25	08:00	830.10	EUR	0.00	1
Hamburg	2024/ 04/25	08:00	830.10	EUR	0.00	1
Frankfurt	2024/ 04/25	19:49	842.90	EUR	0.29	24
FINRA other OTC Issues	2024/ 04/25	21:48	910.00	USD	0.23	36
Euronext Milan MTF Trading After Hours	2024/ 04/22	19:49	829.10	EUR	0.03	5
Euronext Milan MTF Global Equity Market	2024/ 04/25	17:44	832.80	EUR	0.19	30
Euronext Amsterdam	2024/ 04/25	17:38	833.70	EUR	427.44	43,044
Duesseldorf	2024/ 04/25	19:31	836.10	EUR	0.01	8
Berlin	2024/ 04/25	17:02	830.00	EUR	0.06	5

Company profile

Company Logo



Contact Details

ASML HOLDING NV

- -

De Run 6501 - 5504 DR Veldhoven

Telefon: +31-40-268-30-00

Fax: +31-40-268-20-00

E-mail: corpcom@asml.com

Company Profile

-

Members of Management Board

Peter Wennink	Chairman of Managing Board
Christophe Fouquet	Member of Executive Committee
Frédéric Schneider- Maunoury	Member of Executive Committee
Martin van den Brink	Member of Executive Committee
Roger Dassen	Member of Executive Committee
Wayne Allan	Member of Executive Committee

Board of directors

Nils Andersen	Chairman of Supervisory Board
Ann Steegen	Member of Supervisory Board
Alexander Friedrich Everke	Member of Supervisory Board
Antoinette P. Aris	Member of Supervisory Board
Birgit Conix	Member of Supervisory Board
D. Mark Durcan	Member of Supervisory Board
David Warren East	Member of Supervisory Board
Jack P. de Kreij	Member of Supervisory Board
Terri Kelly	Member of Supervisory Board