

ASML HOLDING N.V.

ISIN: NL0010273215 WKN: -

Overview

2024/07/12 21:08:05

Price
1,006.80 EURDifference  1.80% (17.80)

General attributes

ISIN	NL0010273215
Symbol	ASML
Exchange	Frankfurt
Currency	EUR
Sector	Technology
Security type	Stock
Market cap (m)	394,288 EUR
Benchmark	AMSTERDAM EXCHANGES INDEX

Market data

Bid (Bid size)	-
Ask (Ask size)	-
Open	979.10 EUR
High	1,008.40 EUR
Low	974.90 EUR
Close (prev. day)	989.00 EUR
VWAP	985.35619 EUR
Volume (pcs)	509
Trading volume	501,546.30
Number of trades	35
Last size	1

Futures and Options










Related Futures	54
Related Options	-

5y



Information about previous performance does not guarantee future performance.
Source: FactSet

Recent research

on instrument	on sector	on market
Date	Headline	Download
2024/07/12	 Global Equity Ratings	
2024/07/12	 Aktienempfehlungen Global	
2024/06/21	 Global Equity Ratings	
2024/06/21	 Aktienempfehlungen Global	
2024/06/14	 Global Equity Ratings	

Details

2024/07/12 21:08:05

Price

1,006.80 EUR

Difference ▲ 1.80% (17.80)

General attributes

ISIN	NL0010273215
Symbol	ASML
Exchange	Frankfurt
Currency	EUR
Sector	Technology
Security type	Stock
Market cap (m)	394,288 EUR
Benchmark	AMSTERDAM EXCHANGES INDEX

Market data

Bid (Bid size)	-
Ask (Ask size)	-
Open	979.10 EUR
High	1,008.40 EUR
Low	974.90 EUR
Close (prev. day)	989.00 EUR
VWAP	985.35619 EUR
Volume (pcs)	509
Trading volume	501,546.30
Number of trades	35
Last size	1

Performance and Risk

	6m	1y	3y
Perf (%)	+53.94%	+53.94%	+69.75%
Perf (abs.)	+352.80	+352.80	+413.70
Beta	2.62	2.16	1.80
Volatility	36.15	32.13	36.74

5y



Information about previous performance does not guarantee future performance.
Source: FactSet

Price data

Ø price 5 days Ø volume 5 days (pcs.)	997.50 EUR (709)
Ø price 30 days Ø volume 30 days (pcs.)	967.76 EUR (559)
Ø price 100 days Ø volume 100 days (pcs.)	903.47 EUR (599)
Ø price 250 days Ø volume 250 days (pcs.)	747.31 EUR (570)
YTD High date	1,020.80 EUR (2024/07/11)
YTD Low date	635.00 EUR (2024/01/04)
52 Weeks High date	1,020.80 EUR (2024/07/11)
52 Weeks Low date	535.90 EUR (2023/09/28)

Arbitrage views

Exchange ⊕	Date	Time	Price	Trading volume (mio.)	Number of trades
Xetra	2024/07/12	17:36	1,004.00 EUR	2.36	270
Vienna Stock Exchange	2024/07/12	17:10	1,005.20 EUR	0.06	10
Tradegate	2024/07/12	22:26	994.80 EUR	8.28	624
Stuttgart	2024/07/12	21:44	991.50 EUR	0.59	63

Munich	2024/ 07/12	17:43	1,003.60 EUR	0.01	3
London Stock Exchange European Trade Reporting	2024/ 07/12	17:30	1,000.80 EUR	18.24	72
Hanover	2024/ 07/12	12:56	985.40 EUR	0.00	2
Hamburg	2024/ 07/12	09:05	982.70 EUR	0.00	2
Frankfurt	2024/ 07/12	21:08	1,006.80 EUR	0.50	35
FINRA other OTC Issues	2024/ 07/12	21:56	1,080.5599 USD	0.12	23
Euronext Milan MTF Trading After Hours	2024/ 07/12	18:00	1,034.00 EUR	0.01	2
Euronext Milan MTF Global Equity Market	2024/ 07/12	17:44	1,005.20 EUR	0.46	58
Euronext Amsterdam	2024/ 07/12	17:39	1,002.20 EUR	548.88	34,500
Duesseldorf	2024/ 07/12	19:31	998.70 EUR	0.03	7
Berlin	2024/ 07/12	08:08	982.70 EUR	0.00	1

Company profile

Company Logo



Contact Details

ASML HOLDING NV

- -

De Run 6501 - 5504 DR Veldhoven

Telefon: +31-40-268-30-00

Fax: +31-40-268-20-00

E-mail: corpcom@asml.com

Company Profile

-

Members of Management Board

Christophe Fouquet Chairman of
Managing Board

Frédéric Schneider-
Maunoury Member of Executive
Committee

Jim Koonmen Member of Executive
Committee

Roger Dassen Member of Executive
Committee

Wayne Allan Member of Executive
Committee

Board of directors

Nils Andersen Chairman of
Supervisory Board

Ann Steegen Member of
Supervisory Board

Alexander Friedrich Member of
Supervisory Board

Antoinette P. Aris Member of
Supervisory Board

Birgit Conix Member of
Supervisory Board

D. Mark Durcan Member of
Supervisory Board

David Warren East Member of
Supervisory Board

Jack P. de Kreij Member of
Supervisory Board

Terri Kelly Member of
Supervisory Board