

CSPC PHARMACEUTICAL GROUP LTD.

ISIN: **HK1093012172** WKN: -

Overview

2024/05/16 08:13:53

Price
0.7742 EURDifference  -0.85% (-0.01)

General attributes

ISIN	HK1093012172
Symbol	1093
Exchange	Berlin
Currency	EUR
Sector	Chemical / Pharmaceutical / Health
Security type	Stock
Market cap (m)	9,383 EUR
Benchmark	MSCI WORLD INDEX (STRD, UHD)

Market data

Bid (Bid size)	0.7634 EUR (5,000)
Ask (Ask size)	0.8058 EUR (5,000)
Open	0.7742 EUR
High	0.7742 EUR
Low	0.7742 EUR
Close (prev. day)	0.7808 EUR
VWAP	-
Volume (pcs)	0
Trading volume	0.00
Number of trades	1
Last size	0

Futures and Options








Related Futures	-
Related Options	-

5y



Information about previous performance does not guarantee future performance.
Source: FactSet

Recent research

on sector			
Date		Headline	Download
2024/05/13		Aktienempfehlungen Österreich	
2024/05/10		Equity Weekly	
2024/04/29		Aktienempfehlungen Österreich	
2024/04/26		Global Equity Ratings	
2024/04/26		Aktienempfehlungen Global	

Details

2024/05/16 08:13:53

Price

0.7742 EUR

Difference  -0.85% (-0.01)

General attributes

ISIN	HK1093012172
Symbol	1093
Exchange	Berlin
Currency	EUR
Sector	Chemical / Pharmaceutical / Health
Security type	Stock
Market cap (m)	9,383 EUR
Benchmark	MSCI WORLD INDEX (STRD, UHD)

Market data

Bid (Bid size)	0.7634 EUR (5,000)
Ask (Ask size)	0.8058 EUR (5,000)
Open	0.7742 EUR
High	0.7742 EUR
Low	0.7742 EUR
Close (prev. day)	0.7808 EUR
VWAP	-
Volume (pcs)	0
Trading volume	0.00
Number of trades	1
Last size	0

Performance and Risk

	6m	1y	3y
Perf (%)	-4.50%	-12.25%	-31.51%
Perf (abs.)	-0.04	-0.11	-0.36
Beta	0.83	0.65	0.35
Volatility	36.95	34.99	39.35

5y



Information about previous performance does not guarantee future performance.
Source: FactSet

Price data

Ø price 5 days Ø volume 5 days (pcs.)	0.7949 EUR (2,000)
Ø price 30 days Ø volume 30 days (pcs.)	0.7399 EUR (467)
Ø price 100 days Ø volume 100 days (pcs.)	0.7264 EUR (140)
Ø price 250 days Ø volume 250 days (pcs.)	0.7284 EUR (57)
YTD High date	0.8320 EUR (2024/01/04)
YTD Low date	0.6430 EUR (2024/01/22)
52 Weeks High date	0.8936 EUR (2023/05/16)
52 Weeks Low date	0.6226 EUR (2023/10/04)

Arbitrage views

Exchange 	Date	Time	Price	Trading volume (mio.)	Number of trades
Tradegate	2024/05/16	09:30	0.771 EUR	0.00	2
Stuttgart	2024/05/16	08:06	0.7734 EUR	0.00	1
Munich	2024/05/16	08:13	0.801 EUR	0.00	1
Hong Kong Stock Exchange	2024/05/16	10:08	6.69 HKD	-	-
Hanover	2024/05/16	08:00	0.7754 EUR	0.00	1

	16					
Frankfurt	2024/05/16	08:04	0.774	EUR	0.00	1
FINRA other OTC Issues	2024/04/05	20:46	0.75	USD	0.00	2
Duesseldorf	2024/05/16	12:30	0.7608	EUR	0.00	3
Berlin	2024/05/16	08:13	0.7742	EUR	0.00	1

Company profile

Company Logo

Contact Details

CSPC PHARMACEUTICAL GROUP LTD.

--

Telefon: -

Fax: -

E-mail: -

Company Profile

-

Members of Management Board

CAI Dongchen Chairman of Managing Board

CHAK Kin Man Member of Executive Committee

JIANG Hao Member of Executive Committee

LI Chunlei Member of Executive Committee

PAN Weidong Member of Executive Committee

WANG Huaiyu Member of Executive Committee

WANG Qingxi Member of Executive Committee

WANG Zhenguo Member of Executive Committee

ZHANG Cuilong Member of Executive Committee

Board of directors

Dong Chen Cai Chairman of Supervisory Board

Hao Jiang Member of Supervisory Board

Hong Guang Wang Member of Supervisory Board

Qingxi Wang Member of Supervisory Board

Bo Wang Member of Supervisory Board

Cheuk Kin Law Member of Supervisory Board

Chuan Chen Member of Supervisory Board

Chun Kwok Au Member of Supervisory Board

Chun Lei Li Member of Supervisory Board

Huai Yu Wang Member of Supervisory Board

Kin Man Chak Member of Supervisory Board

Quan Li Member of Supervisory Board

Wei Dong Pan Member of Supervisory Board

Zhen Guo Wang Member of Supervisory Board