

## CAPRI HOLDINGS LTD

ISIN: VGG1890L1076 WKN: G1890L107

## Overview

2024/05/13 20:19:19

Price

33.97 EUR

Difference  1.40% (0.47)

## General attributes

ISIN	VGG1890L1076
Symbol	CPRI
Exchange	Stuttgart
Currency	EUR
Sector	Commerce
Security type	Stock
Market cap (m)	3,862 EUR
Benchmark	FTSE 100

## Market data

Bid (Bid size)	- (0)
Ask (Ask size)	- (0)
Open	33.30 EUR
High	33.97 EUR
Low	33.265 EUR
Close (prev. day)	33.50 EUR
VWAP	-
Volume (pcs)	0
Trading volume	0.00
Number of trades	5
Last size	0

## Futures and Options








Related Futures	-
Related Options	-

5y



Information about previous performance does not guarantee future performance.  
Source: FactSet

## Recent research

on sector		
Date	Headline	Download
2024/04/26	 Global Equity Ratings	
2024/04/26	 Aktienempfehlungen Global	
2024/04/03	 Global Equity Ratings	
2024/04/03	 Aktienempfehlungen Global	
2024/03/13	 Global Equity Ratings	

## Details

2024/05/13 20:19:19

## Price

33.97 EUR

Difference ▲ 1.40% (0.47)

## General attributes

ISIN	VGG1890L1076
Symbol	CPRI
Exchange	Stuttgart
Currency	EUR
Sector	Commerce
Security type	Stock
Market cap (m)	3,862 EUR
Benchmark	FTSE 100

## Market data

Bid (Bid size)	- (0)
Ask (Ask size)	- (0)
Open	33.30 EUR
High	33.97 EUR
Low	33.265 EUR
Close (prev. day)	33.50 EUR
VWAP	-
Volume (pcs)	0
Trading volume	0.00
Number of trades	5
Last size	0

## Performance and Risk

	6m	1y	3y
Perf (%)	-22.46%	-3.10%	-22.71%
Perf (abs.)	-9.84	-1.09	-9.98
Beta	0.19	0.69	1.23
Volatility	21.14	51.30	53.93

5y



Information about previous performance does not guarantee future performance.  
Source: FactSet

## Price data

Ø price 5 days   Ø volume 5 days (pcs.)	33.67 EUR (150)
Ø price 30 days   Ø volume 30 days (pcs.)	36.04 EUR (28)
Ø price 100 days   Ø volume 100 days (pcs.)	41.64 EUR (11)
Ø price 250 days   Ø volume 250 days (pcs.)	41.87 EUR (25)
YTD High   date	46.57 EUR (2024/01/10)
YTD Low   date	32.13 EUR (2024/04/25)
52 Weeks High   date	49.97 EUR (2023/10/02)
52 Weeks Low   date	30.71 EUR (2023/07/18)

## Arbitrage views

Exchange	Date	Time	Price	Trading volume (mio.)	Number of trades
TradeGate	2024/05/13	22:02	33.14 EUR	0.00	1
Stuttgart	2024/05/13	20:19	33.97 EUR	0.00	5
NYSE	2024/05/13	22:00	35.76 USD	55.64	14,313
Frankfurt	2024/05/13	08:12	33.30 EUR	0.00	2
Duesseldorf	2024/05/13	19:30	33.865 EUR	0.00	7

	13						
Berlin	2024/05/ 13	08:03	33.30	EUR	0.00		2

## Company profile

### Company Logo



### Contact Details

CAPRI HOLDINGS LTD.

--

----

Telefon: -

Fax: -

E-mail: -

### Company Profile

-

#### Members of Management Board

John D. Idol      Chairman of Managing Board

Daniel T. Purefoy      Member of Executive Committee

Jenna A. Hendricks      Member of Executive Committee

Joshua Schulman      Member of Executive Committee

Krista A. Mcdonough      Member of Executive Committee

Thomas J. Edwards, Jr.      Member of Executive Committee

#### Board of directors

Jane Thompson      Member of Supervisory Board

Jean Tomlin      Member of Supervisory Board

Judy Gibbons      Member of Supervisory Board

Mahesh Madhavan      Member of Supervisory Board

Marilyn Crouther      Member of Supervisory Board

Robin Freestone      Member of Supervisory Board

Stephen Reitman      Member of Supervisory Board