

# METALLA ROYALTY & STREAMING LTD

ISIN: CA59124U6051 WKN: 59124U605

## Overview

2024/07/26 14:44:26

**Price**  
2.635 EUR

**Difference**  2.33% (0.06)

### General attributes

ISIN	CA59124U6051
Symbol	MTA
Exchange	Stuttgart
Currency	EUR
Sector	Energy / Commodities
Security type	Stock
Market cap (m)	244 EUR
Benchmark	S&P/TSX 60 INDEX

### Market data

Bid (Bid size)	- (0)
Ask (Ask size)	- (0)
Open	2.62 EUR
High	2.635 EUR
Low	2.62 EUR
Close (prev. day)	2.575 EUR
VWAP	-
Volume (pcs)	0
Trading volume	0.00
Number of trades	5
Last size	0

### Futures and Options




Related Futures	-
Related Options	-

5y



Information about previous performance does not guarantee future performance.  
Source: FactSet

### Recent research

on sector		
Date	Headline	Download
2024/07/26	 Equity Weekly	
2024/07/24	 Global Equity Ratings	
2024/07/24	 Aktienempfehlungen Global	
2024/07/15	 Aktienempfehlungen Global	
2024/07/12	 Equity Weekly	

## Details

2024/07/26 14:44:26

**Price**

2.635 EUR

**Difference** ▲ 2.33% (0.06)

**General attributes**

ISIN	CA59124U6051
Symbol	MTA
Exchange	Stuttgart
Currency	EUR
Sector	Energy / Commodities
Security type	Stock
Market cap (m)	244 EUR
Benchmark	S&P/TSX 60 INDEX

**Market data**

Bid (Bid size)	- (0)
Ask (Ask size)	- (0)
Open	2.62 EUR
High	2.635 EUR
Low	2.62 EUR
Close (prev. day)	2.575 EUR
VWAP	-
Volume (pcs)	0
Trading volume	0.00
Number of trades	5
Last size	0

**Performance and Risk**

	6m	1y	3y
Perf (%)	+0.00%	-36.89%	-59.15%
Perf (abs.)	+0.00	-1.54	-3.82
Beta	2.23	1.78	1.54
Volatility	50.08	48.66	48.90

5y



Information about previous performance does not guarantee future performance.  
Source: FactSet

**Price data**

Ø price 5 days   Ø volume 5 days (pcs.)	2.680 EUR (0)
Ø price 30 days   Ø volume 30 days (pcs.)	2.685 EUR (71)
Ø price 100 days   Ø volume 100 days (pcs.)	2.790 EUR (730)
Ø price 250 days   Ø volume 250 days (pcs.)	2.854 EUR (493)
YTD High   date	3.295 EUR (2024/04/04)
YTD Low   date	2.145 EUR (2024/02/29)
52 Weeks High   date	4.205 EUR (2023/07/27)
52 Weeks Low   date	2.145 EUR (2024/02/29)

**All listings for METALLA ROYALTY & STREAMING LTD**

Exchange	Date	Time	Price	Trading volume (mio.)	Number of trades
Tradegate	2024/07/26	22:26	2.655 EUR	0.00	1
TSX Venture Exchange	2024/07/26	21:59	3.96 CAD	0.04	35
Stuttgart	2024/07/26	14:44	2.635 EUR	0.00	5
NYSE MKT	2024/07/26	22:00	2.89 USD	0.47	1,023
Munich	2024/07/26	08:00	2.615 EUR	0.00	2

	26					
London Stock Exchange	2024/07/19	15:54	4.115 CAD	0.02		1
Frankfurt	2024/07/26	08:05	2.57 EUR	0.00		2
Duesseldorf	2024/07/26	19:32	2.605 EUR	0.00		7
Berlin	2024/07/26	08:02	2.575 EUR	0.00		3

## Company profile

### Company Logo



### Company Profile

-

### Contact Details

METALLA ROYALTY & STREAMING

--

----

Telefon: -

Fax: -

E-mail: -