

DENMARK OMXC CAPPED

ISIN: **DK0060488039** WKN: -

Overview

2024/10/18 17:05:00

Price

1,497.3505

DKK

Difference  -0.09% (-1.36)

General attributes

ISIN	DK0060488039
Symbol	-
Country	Denmark
Instruments in index	112
Type of index	-
Security type	Index

Market data

Open	1,495.8393 DKK
High	1,504.3284 DKK
Low	1,495.2734 DKK
Close (prev. day)	1,498.7055 DKK
Trading volume (m)	-
Volume (pcs)	-

Top 5

Name 	Price	+ - (%)	Trend 
ORPHAZYME	1,243.40	+7.86	
...			
COLUMBUS A...	10.90	+4.31	
FIRSTFARMS...	74.20	+4.21	
A.P. MOLLE...	10,525.00	+3.39	
BIOPORTO A...	1.87	+3.31	

Intraday **1w** 1m 6m 1y 3y

Flop 5

Name 	Price	+ - (%)	Trend 
NTR HOLDIN...	3.26	-10.44	
ROBLON B A...	92.00	-4.17	
FYNSKE BAN...	145.00	-2.68	
AGF A/S CL...	0.672	-2.61	











5y



Information about previous performance does not guarantee future performance.

Source: FactSet

Recent research

on market			
Date		Headline	Download
2024/10/08		Global Strategy 4Q 2024	
2024/10/08		Global Strategy 4Q 2024	
2024/09/27		Global Equity Ratings	
2024/09/27		Aktienempfehlungen Global	
2024/09/11		Global Equity Ratings	

GABRIEL HO... 250.00 -2.34 

Intraday 1w 1m 6m 1y 3y

Futures and Options

Related Futures -

Related Options -

Details

2024/10/18 17:05:00

Price

1,497.3505

DKK

Difference ↓ -0.09% (-1.36)

General attributes

ISIN	DK0060488039
Symbol	-
Country	Denmark
Security type	Index
Instruments in index	112

Market data

Open	1,495.8393 DKK
High	1,504.3284 DKK
Low	1,495.2734 DKK
Close (prev. day)	1,498.7055 DKK
Trading volume (m)	-
Volume (pcs)	-

Performance and Risk

	6m	1y	3y
Perf (%)	+4.45%	+16.29%	-2.80%
Perf (abs.)	+63.85	+209.70	-43.06
Beta	-	-	-
Volatility	13.07	12.08	16.84



Information about previous performance does not guarantee future performance.
Source: FactSet

Price data












Ø price 5 days Ø volume 5 days (pcs.)	1,494.8350 DKK (0)
Ø price 30 days Ø volume 30 days (pcs.)	1,503.6730 DKK (0)
Ø price 100 days Ø volume 100 days (pcs.)	1,503.6790 DKK (0)
Ø price 250 days Ø volume 250 days (pcs.)	1,453.8313 DKK (0)
YTD High date	1,546.7142 DKK (2024/09/19)
YTD Low date	1,397.1355 DKK (2024/01/03)
52 Weeks High date	1,546.7142 DKK (2024/09/19)
52 Weeks Low date	1,231.3670 DKK (2023/10/26)

Composition

Name  ISIN	Price	Diff %  Diff +/-	Performance 	Date Time	Turnover Pc.  Turnover Money 
A.P. MOLLER-MAERSK A/S CL... DK0010244425	10,170.00	3.30% 325.00		24/10/18 17:20:00	3,041 30,822,680.00
A.P. MOLLER-MAERSK B DK0010244508	10,525.00	3.39% 345.00		24/10/18 17:20:00	29,260 306,902,887.50
AALBORG BOLDSPILKLUB A/S DK0060868966	39.20	3.16% 1.20		24/10/18 17:20:00	30 1,176.00
AGAT EJENDOMME A/S DK0010258995	1.61	1.90% 0.03		24/10/18 17:20:00	1,623 2,538.98
AGF A/S CLASS B DK0010263722	0.672	-2.61% -0.02		24/10/18 17:20:00	33,247 22,556.14
ALK-ABELLÓ B A/S DK0061802139	172.50	-0.52% -0.90		24/10/18 17:20:00	58,350 10,078,415.80
ALM BRAND A/S DK0015250344	13.57	-0.22% -0.03		24/10/18 17:20:00	735,587 9,990,149.87
AMBU A/S DK0060946788	129.35	1.37% 1.75		24/10/18 17:20:00	292,401 38,020,594.50
ATLANTIC PETROLEUM P/F FO000A0DN9X4	2.30	0.44% 0.01		24/10/18 17:20:00	5,041 11,855.35
BANG & OLUFSEN A/S DK0010218429	8.99	0.22% 0.02		24/10/18 17:20:00	47,901 433,060.81
BAVARIAN NORDIC A/S DK0015998017	217.10	-1.54% -3.40		24/10/18 17:20:00	282,834 61,759,330.85
BIOPORTO A/S DK0011048619	1.87	3.31% 0.06		24/10/18 17:20:00	173,901 320,260.83
BRD. KLEE B A/S DK0010129089	3,980.00	0.00% 0.00		24/09/30 17:20:00	1 3,980.00
BRØNDBYERNES IF FODBOLD A... DK0010247956	0.53	0.00% 0.00		24/10/18 17:20:00	265,010 140,217.23
CARLSBERG A A/S DK0010181676	1,000.00	-0.99% -10.00		24/10/18 17:20:00	125 126,365.00
CARLSBERG A/S SER. 'B' DK0010181759	805.60	0.30% 2.40		24/10/18 17:20:00	134,865 108,958,639.30
CBRAIN A/S DK0060030286	213.50	0.95% 2.00		24/10/18 17:20:00	25,247 5,403,905.00
CEMAT A/S DK0010271584	1.10	0.92% 0.01		24/10/18 17:20:00	118,247 129,669.84
CHEMOMETEC A/S DK0060055861	440.00	0.00% 0.00		24/10/18 17:20:00	57,272 25,305,632.20
COLOPLAST A/S SER. B DK0060448595	896.40	1.01% 9.00		24/10/18 17:20:00	87,880 78,663,810.00
COLUMBUS A/S DK0010268366	10.90	4.31% 0.45		24/10/18 17:20:00	48,231 516,210.80
DAMPSKIBSSELSKABET NORDEN... DK0060083210	262.60	0.46% 1.20		24/10/18 17:20:00	83,252 21,968,904.40
DANSKE ANDELSKASSERS BANK... DK0060299063	13.00	3.17% 0.40		24/10/18 17:20:00	18,911 244,860.75

DANSKE BANK A/S DK0010274414	200.50	-0.45% -0.90		24/10/18 17:20:00	736,350 147,813,557.75
DANTAX A/S DK0015205637	530.00	1.92% 10.00	█	24/10/18 17:20:00	273 147,175.00
DEMANT A/S DK0060738599	269.00	1.05% 2.80	█	24/10/18 17:20:00	272,594 73,293,050.10
DET OESTASIATISKE KOMPAGN... DK0061277894	9,800.00	0.00% 0.00		24/10/18 17:20:00	2 19,600.00
DFDS A/S DK0060655629	161.10	1.26% 2.00	█	24/10/18 17:20:00	118,225 19,084,274.83
DJURSLANDS BANK A/S DK0060136273	520.00	0.00% 0.00		24/10/18 17:20:00	87 45,290.00
DSV A/S DK0060079531	1,496.50	-0.53% -8.00		24/10/18 17:20:00	323,014 484,227,325.75
EMBLA MEDICAL HF IS0000000040	33.80	-0.29% -0.10		24/10/18 17:20:00	22,493 757,546.60
FAST EJENDOM DANMARK A/S DK0060522746	118.00	0.00% 0.00		24/10/18 17:20:00	792 93,486.00
FIRSTFARMS A/S DK0060056166	74.20	4.21% 3.00	█	24/10/18 17:20:00	1,725 127,664.80
FLSMIDTH & CO. A/S DK0010234467	363.00	0.95% 3.40	█	24/10/18 17:20:00	51,667 18,772,805.80
FLUGGER GROUP A/S SER. B DK0010218189	340.00	-0.58% -2.00		24/10/18 17:20:00	55 18,710.00
FOROYA BANKI P/F FO0000000088	159.50	0.63% 1.00	█	24/10/18 17:20:00	3,026 479,666.00
FYNISKE BANK A/S DK0060520377	145.00	-2.68% -4.00		24/10/18 17:20:00	220 31,900.00
GABRIEL HOLDING A/S DK0060124691	250.00	-2.34% -6.00		24/10/18 17:20:00	673 168,448.00
GENMAB A/S DK0010272202	1,563.50	-0.73% -11.50		24/10/18 17:20:00	91,723 143,681,667.50
GERMAN HIGH STREET PROPER... DK0060093524	77.00	0.00% 0.00		24/10/11 17:20:00	672 51,812.00
GLUNZ & JENSEN HOLDING A/... DK0010249309	68.50	4.58% 3.00	█	24/10/17 17:20:00	6 411.00
GN STORE NORD A/S DK0010272632	135.20	-0.15% -0.20		24/10/18 17:20:00	521,025 70,847,029.43
GRØNLANDSBANKEN A/S DK0010230630	660.00	0.00% 0.00		24/10/18 17:20:00	8 5,320.00
GYLDENDAL A A/S DK0010247527	1,310.00	0.00% 0.00		24/10/14 17:20:00	60 78,860.00
GYLDENDAL B A/S DK0010247600	308.00	1.99% 6.00	█	24/10/18 17:20:00	60 18,396.00
H+H INTERNATIONAL A/S DK0015202451	89.00	0.00% 0.00		24/10/18 17:20:00	10,920 970,852.00
HARBOES BRYGGERI B A/S DK0060014751	179.00	-0.56% -1.00		24/10/18 17:20:00	5,010 906,982.50
HVIDBJERG BANK A/S DK0060135978	113.00	-1.74% -2.00		24/10/18 17:20:00	180 20,340.00
ISS A/S DK0060542181	138.50	0.07% 0.10		24/10/18 17:20:00	493,507 68,800,121.80
JEUDAN A/S DK0061282464	237.00	0.42% 1.00	█	24/10/18 17:20:00	532 125,648.00
JYSKE BANK A/S	535.50	0.56%	█	24/10/18	56,600

DK0010307958		3.00		17:20:00	30,311,674.25
KREDITBANKEN A/S DK0010253764	5,100.00	0.00% 0.00		24/10/18 17:20:00	16 80,850.00
KØBENHAVNS LUFTHAVNE A/S DK0010201102	4,070.00	-0.73% -30.00		24/10/18 17:20:00	74 302,920.00
LOLLANDS BANK A/S DK0060000107	580.00	0.00% 0.00		24/10/18 17:20:00	6 3,465.00
LUXOR B A/S DK0010213628	580.00	0.00% 0.00		24/10/18 17:20:00	24 14,070.00
LÅN OG SPAR BANK A/S DK0010201532	670.00	0.75% 5.00		24/10/18 17:20:00	27 18,195.00
MATAS A/S DK0060497295	125.20	-2.03% -2.60		24/10/18 17:20:00	26,176 3,309,325.20
MT HOJGAARD HOLDING A/S C... DK0010255975	217.00	-0.91% -2.00		24/10/18 17:20:00	961 209,060.00
MØNS BANK A/S DK0060133841	228.00	0.00% 0.00		24/10/18 17:20:00	603 136,612.00
NETCOMPANY GROUP A/S DK0060952919	315.00	0.83% 2.60		24/10/18 17:20:00	37,956 11,914,023.40
NEWCAP HOLDING A/S DK0010212570	0.0985	0.00% 0.00		24/10/18 17:20:00	123,792 12,185.70
NILFISK HOLDING A/S DKK20 DK0060907293	140.00	0.43% 0.60		24/10/18 17:20:00	22,439 3,152,178.80
NKT A/S DK0010287663	639.00	-2.14% -14.00		24/10/18 17:20:00	138,320 88,422,190.25
NNIT A/S DKK10 DK0060580512	128.40	0.31% 0.40		24/10/18 17:20:00	4,418 566,696.40
NORDEA BANK ABP FI4000297767	82.48	0.37% 0.30		24/10/18 17:20:00	467,016 38,470,898.17
NORDFYNS BANK A/S DK0061295441	346.00	0.00% 0.00		24/10/18 17:20:00	555 192,736.00
NORDIC SHIPHOLDING A/S DK0060083996	0.04	-% -		23/12/27 16:32:58	27,748 1,069.92
NORTH MEDIA A/S DK0010270347	55.40	1.47% 0.80		24/10/18 17:20:00	1,801 99,358.20
NOVO-NORDISK AS B DK0062498333	807.20	-1.15% -9.40		24/10/18 17:20:00	1,846,046 1,492,120,657.30
NOVONESIS A/S SER. B DK0060336014	451.80	-0.53% -2.40		24/10/18 17:20:00	531,051 239,621,496.80
NTG NORDIC TRANSPORT GROU... DK0061141215	299.50	1.53% 4.50		24/10/18 17:20:00	45,976 13,765,782.75
NTR HOLDING B A/S DK0010027671	3.26	-10.44% -0.38		24/10/18 17:20:00	826 2,761.22
OERSTED A/S DK0060094928	442.40	0.89% 3.90		24/10/18 17:20:00	1,389,927 613,994,076.40
ORPHAZYME A/S DK0062502894	1,243.40	7.86% 90.60		24/10/18 17:20:00	13 16,087.40
PANDORA A/S DK0060252690	1,073.50	-0.74% -8.00		24/10/18 17:20:00	118,472 127,873,717.25
PARK STREET A/S 'A' DK0010158500	12.90	0.78% 0.10		24/10/18 17:20:00	2,836 36,517.20
PARKEN SPORT & ENTERTAINM... DK0010237643	123.00	0.00% 0.00		24/10/18 17:20:00	2,931 358,690.00
PER AARSLEFF HOLDING B A/... DK0060700516	420.50	0.96% 4.00		24/10/18 17:20:00	15,644 6,563,507.50

PHARMA EQUITY GROUP A/S '... DK0061155009	0.205	2.50% 0.01		24/10/18 17:20:00	762,370 157,412.56
PRIME OFFICE A/S DK0060137594	181.00	0.00% 0.00		24/10/18 17:20:00	1,904 344,624.00
RIAS B A/S DK0010125848	630.00	2.44% 15.00		24/10/18 17:20:00	52 32,930.00
RINGKJØBING LANDBOBANK A/... DK0060854669	1,073.00	-1.11% -12.00		24/10/18 17:20:00	17,848 19,281,949.00
ROBLON B A/S DK0060485019	92.00	-4.17% -4.00		24/10/18 17:20:00	522 49,136.00
ROCKWOOL A/S SER. 'A' DK0010219070	3,115.00	-1.42% -45.00		24/10/18 17:20:00	401 1,256,205.00
ROCKWOOL A/S SER. 'B' DK0010219153	3,132.00	-1.51% -48.00		24/10/18 17:20:00	22,990 72,182,629.00
ROVSING A/S DK0061152170	51.50	1.98% 1.00		24/10/18 17:20:00	2,129 108,839.50
ROYAL UNIBREW A/S DK0060634707	562.50	0.09% 0.50		24/10/18 17:20:00	50,332 28,336,276.25
RTX A/S DK0010267129	76.60	0.00% 0.00		24/10/18 17:20:00	981 74,992.20
SCANDINAVIAN BRAKE SYSTEM... DK0060042612	11.70	1.30% 0.15		24/10/18 17:20:00	2,747 32,519.40
SCANDINAVIAN INVESTMENT G... DK0060038933	3.28	0.61% 0.02		24/10/18 17:20:00	12,740 40,791.92
SCANDINAVIAN TOBACCO GROU... DK0060696300	103.60	-1.52% -1.60		24/10/18 17:20:00	180,660 18,918,337.72
SCHOUW & CO. A/S DK0010253921	580.00	-0.34% -2.00		24/10/18 17:20:00	4,837 2,812,424.00
SILKEBORG IF INVEST B A/S DK0010128008	32.00	0.63% 0.20		24/10/18 17:20:00	363 11,609.40
SIMCORP A/S DK0060495240	730.50	0.21% 1.50		23/10/30 16:59:53	7,893 5,742,123.50
SKAKO A/S DK0010231877	85.80	1.90% 1.60		24/10/18 17:20:00	2,871 242,341.20
SKJERN BANK A/S DK0010295922	172.00	1.18% 2.00		24/10/18 17:20:00	3,564 606,863.00
SOLAR B A/S DK0010274844	331.00	0.00% 0.00		24/10/18 17:20:00	8,403 2,794,154.00
SP GROUP A/S DK0061027356	314.50	0.32% 1.00		24/10/18 17:20:00	4,863 1,532,348.50
SPAR NORD BANK A/S DK0060036564	139.20	0.58% 0.80		24/10/18 17:20:00	76,260 10,600,553.80
SPAREKASSEN SJÆLLAND-FYN ... DK0060670776	214.50	0.47% 1.00		24/10/18 17:20:00	7,463 1,603,797.00