

DENMARK OMXC CAPPED

ISIN: **DK0060488039** WKN: -

Overview

2024/08/16 17:05:00

Price

1,503.4682

DKK

Difference  **-0.28% (-4.27)**

General attributes

ISIN	DK0060488039
Symbol	-
Country	Denmark
Instruments in index	112
Type of index	-
Security type	Index

Market data

Open	1,509.9702 DKK
High	1,513.2968 DKK
Low	1,500.2351 DKK
Close (prev. day)	1,507.7385 DKK
Trading volume (m)	-
Volume (pcs)	-

Top 5

Name	Price	+ - (%)	Trend
BAVARIAN N...	283.50	+17.83	
TCM GROUP ...	63.00	+6.78	
HARBOES BR...	212.00	+5.47	
NKT A/S	630.00	+4.22	
ORPHAZYME ...	844.00	+3.94	

Intraday 1w 1m 6m 1y 3y

Flop 5

Name	Price	+ - (%)	Trend
NTR HOLDIN...	3.20	-16.23	
FLSMIDTH &...	338.20	-3.92	
OERSTED A...	376.70	-3.90	
BIOPORTO A...	2.23	-3.67	
PHARMA EQU...	0.26	-2.99	

Intraday 1w 1m 6m 1y 3y

5y



Information about previous performance does not guarantee future performance.

Source: FactSet

Recent research

on market

Date	Headline	Download
2024/08/12	 Global Equity Ratings	
2024/08/12	 Aktienempfehlungen Global	
2024/08/12	 Marktkommentar	
2024/07/26	 Equity Weekly	
2024/07/24	 Global Equity Ratings	

Futures and Options

Related Futures -

Related Options -

Details

2024/08/16 17:05:00

Price

1,503.4682

DKK

Difference ↓ -0.28% (-4.27)

General attributes

ISIN	DK0060488039
Symbol	-
Country	Denmark
Security type	Index
Instruments in index	112

Market data

Open	1,509.9702 DKK
High	1,513.2968 DKK
Low	1,500.2351 DKK
Close (prev. day)	1,507.7385 DKK
Trading volume (m)	-
Volume (pcs)	-

Performance and Risk

	6m	1y	3y
Perf (%)	+1.99%	+7.78%	-6.79%
Perf (abs.)	+29.35	+108.50	-109.50
Beta	-	-	-
Volatility	12.80	13.12	17.14



Information about previous performance does not guarantee future performance.
Source: FactSet




Price data

Ø price 5 days Ø volume 5 days (pcs.)	1,493.8650 DKK (0)
Ø price 30 days Ø volume 30 days (pcs.)	1,495.5528 DKK (0)
Ø price 100 days Ø volume 100 days (pcs.)	1,493.0804 DKK (0)
Ø price 250 days Ø volume 250 days (pcs.)	1,423.2871 DKK (0)
YTD High date	1,542.7641 DKK (2024/08/01)
YTD Low date	1,397.1355 DKK (2024/01/03)
52 Weeks High date	1,542.7641 DKK (2024/08/01)
52 Weeks Low date	1,231.3670 DKK (2023/10/26)

Composition

Name  ISIN	Price	Diff %  Diff +/-	Performance 	Date Time	Turnover Pc.  Turnover Money 
A.P. MOLLER-MAERSK A/S CL... DK0010244425	10,350.00	-0.58% -60.00		24/08/16 17:20:00	2,646 27,450,275.00
A.P. MOLLER-MAERSK B DK0010244508	10,530.00	-0.61% -65.00		24/08/16 17:20:00	17,245 181,850,332.50
AALBORG BOLDSPILKLUB A/S DK0060868966	44.20	-0.45% -0.20		24/08/16 17:20:00	215 9,456.20
AGAT EJENDOMME A/S DK0010258995	1.52	1.33% 0.02	█	24/08/16 17:20:00	13,002 19,763.00
AGF A/S CLASS B DK0010263722	0.65	3.50% 0.02	█	24/08/16 17:20:00	613,450 390,197.52
ALK-ABELLÓ B A/S DK0061802139	158.50	0.06% 0.10		24/08/16 17:20:00	156,445 24,787,363.60
ALM BRAND A/S DK0015250344	11.91	-1.57% -0.19		24/08/16 17:20:00	4,744,144 56,591,599.36
AMBU A/S DK0060946788	147.90	0.58% 0.85		24/08/16 17:20:00	317,560 46,969,819.10
ATLANTIC PETROLEUM P/F FO000A0DN9X4	2.68	0.00% 0.00		24/08/16 17:20:00	12,613 33,717.65
BANG & OLUFSEN A/S DK0010218429	8.74	0.46% 0.04		24/08/16 17:20:00	171,383 1,498,539.96
BANKNORDIK P/F FO0000000088	153.00	0.00% 0.00		24/08/16 17:20:00	2,092 317,564.00
BAVARIAN NORDIC A/S DK0015998017	283.50	17.83% 42.90	█	24/08/16 17:20:00	4,675,654 1,291,066,616.90
BIOPORTO A/S DK0011048619	2.23	-3.67% -0.09		24/08/16 17:20:00	871,941 1,962,260.90
BRD. KLEE B A/S DK0010129089	4,000.00	0.00% 0.00		24/08/14 17:20:00	5 20,000.00
BRØNDBYERNES IF FODBOLD A... DK0010247956	0.59	-1.99% -0.01		24/08/16 17:20:00	767,769 450,974.40
CARLSBERG A A/S DK0010181676	1,010.00	-1.94% -20.00		24/08/16 17:20:00	443 451,302.50
CARLSBERG A/S SER. 'B' DK0010181759	775.80	-0.56% -4.40		24/08/16 17:20:00	181,329 140,793,521.20
CBRAIN A/S DK0060030286	253.50	-0.78% -2.00		24/08/16 17:20:00	20,191 5,152,101.25
CEMAT A/S DK0010271584	0.956	-1.04% -0.01		24/08/16 17:20:00	54,200 51,548.68
CHEMOMETEC A/S DK0060055861	385.00	-1.53% -6.00		24/08/16 17:20:00	24,636 9,504,033.50
COLOPLAST A/S SER. B DK0060448595	925.20	-0.49% -4.60		24/08/16 17:20:00	174,713 161,645,219.60
COLUMBUS A/S DK0010268366	8.68	0.00% 0.00		24/08/16 17:20:00	17,295 148,606.82
DAMPKIBSSELKABET NORDEN... DK0060083210	281.40	0.29% 0.80		24/08/16 17:20:00	87,049 24,407,271.90

DANSKE ANDELSKASSERS BANK... DK0060299063	11.90	0.00% 0.00		24/08/16 17:20:00	809 9,702.60
DANSKE BANK A/S DK0010274414	205.50	0.24% 0.50		24/08/16 17:20:00	567,882 116,627,205.80
DANTAX A/S DK0015205637	388.00	-1.52% -6.00		24/08/16 17:20:00	85 33,190.00
DEMANT A/S DK0060738599	269.00	-0.96% -2.60		24/08/16 17:20:00	403,387 109,282,597.35
DET OESTASIATISKE KOMPAGN... DK0061277894	11,500.00	0.00% 0.00		24/08/16 17:20:00	3 33,600.00
DFDS A/S DK0060655629	185.00	0.38% 0.70		24/08/16 17:20:00	125,823 23,329,325.66
DJURSLANDS BANK A/S DK0060136273	520.00	0.97% 5.00		24/08/16 17:20:00	799 413,555.00
DSV A/S DK0060079531	1,244.50	-1.23% -15.50		24/08/16 17:20:00	239,825 298,451,762.25
EMBLA MEDICAL HF IS0000000040	31.50	0.96% 0.30		24/08/16 17:20:00	10,073 314,198.70
FAST EJENDOM DANMARK A/S DK0060522746	114.00	2.70% 3.00		24/08/16 17:20:00	709 79,245.00
FIRSTFARMS A/S DK0060056166	73.80	0.00% 0.00		24/08/16 17:20:00	5,795 426,775.80
FLSMIDTH & CO. A/S DK0010234467	338.20	-3.92% -13.80		24/08/16 17:20:00	133,473 45,684,031.20
FLUGGER GROUP A/S SER. B DK0010218189	344.00	-0.58% -2.00		24/08/16 17:20:00	338 116,916.00
FYNISKE BANK A/S DK0060520377	149.00	-2.61% -4.00		24/08/16 17:20:00	1,706 259,062.00
GABRIEL HOLDING A/S DK0060124691	250.00	-0.79% -2.00		24/08/15 17:20:00	600 150,000.00
GENMAB A/S DK0010272202	1,829.50	-0.73% -13.50		24/08/16 17:20:00	67,609 123,991,611.50
GERMAN HIGH STREET PROPER... DK0060093524	105.00	0.00% 0.00		24/07/18 17:20:00	10 1,050.00
GLUNZ & JENSEN HOLDING A/... DK0010249309	69.50	-4.79% -3.50		24/08/14 17:20:00	75 5,212.50
GN STORE NORD A/S DK0010272632	182.00	-1.52% -2.80		24/08/16 17:20:00	334,550 61,331,415.06
GRØNLANDSBANKEN A/S DK0010230630	670.00	0.00% 0.00		24/08/16 17:20:00	1,130 762,010.00
GYLDENDAL A A/S DK0010247527	1,280.00	4.92% 60.00		24/08/12 17:20:00	4 5,120.00
GYLDENDAL B A/S DK0010247600	310.00	-0.64% -2.00		24/08/16 17:20:00	75 23,128.00
H+H INTERNATIONAL A/S DK0015202451	98.40	-0.10% -0.10		24/08/16 17:20:00	8,145 801,181.25
HARBOES BRYGGERI B A/S DK0060014751	212.00	5.47% 11.00		24/08/16 17:20:00	22,996 4,794,540.00
HVIDBJERG BANK A/S DK0060135978	118.00	0.00% 0.00		24/08/16 17:20:00	647 76,146.00
ISS A/S DK0060542181	121.90	-0.81% -1.00		24/08/16 17:20:00	733,361 89,656,494.70
JEUDAN A/S DK0061282464	208.00	-0.48% -1.00		24/08/16 17:20:00	745 155,312.00
JYSKE BANK A/S	532.50	0.09%		24/08/16	124,767

DK0010307958		0.50		17:20:00	66,390,054.75
KREDITBANKEN A/S DK0010253764	4,980.00	2.89% 140.00		24/08/16 17:20:00	37 183,100.00
KØBENHAVNS LUFTHAVNE A/S DK0010201102	4,240.00	-1.40% -60.00		24/08/16 17:20:00	92 389,270.00
LOLLANDS BANK A/S DK0060000107	575.00	0.00% 0.00		24/08/16 17:20:00	101 57,325.00
LUXOR B A/S DK0010213628	530.00	-0.93% -5.00		24/08/16 17:20:00	13 6,940.00
LÅN OG SPAR BANK A/S DK0010201532	685.00	0.00% 0.00		24/08/16 17:20:00	207 140,795.00
MATAS A/S DK0060497295	127.80	1.59% 2.00		24/08/16 17:20:00	51,269 6,508,616.20
MT HOJGAARD HOLDING A/S C... DK0010255975	166.00	0.91% 1.50		24/08/16 17:20:00	1,978 326,890.50
MØNS BANK A/S DK0060133841	226.00	-1.74% -4.00		24/08/16 17:20:00	366 83,132.00
NETCOMPANY GROUP A/S DK0060952919	294.80	0.27% 0.80		24/08/16 17:20:00	123,462 36,589,058.40
NEWCAP HOLDING A/S DK0010212570	0.173	-1.14% -0.00		24/08/16 17:20:00	109,856 19,003.91
NILFISK HOLDING A/S DKK20 DK0060907293	119.00	-1.16% -1.40		24/08/16 17:20:00	22,234 2,647,360.70
NKT A/S DK0010287663	630.00	4.22% 25.50		24/08/16 17:20:00	423,279 265,439,047.50
NNIT A/S DKK10 DK0060580512	100.20	-0.99% -1.00		24/08/16 17:20:00	3,526 353,916.20
NORDEA BANK ABP FI4000297767	77.84	-0.26% -0.20		24/08/16 17:20:00	513,215 39,868,076.28
NORDFYNS BANK A/S DK0061295441	342.00	-0.58% -2.00		24/08/16 17:20:00	389 133,894.00
NORDIC SHIPHOLDING A/S DK0060083996	0.04	-% -		23/12/27 16:32:58	27,748 1,069.92
NORTH MEDIA A/S DK0010270347	57.00	0.35% 0.20		24/08/16 17:20:00	3,594 203,237.00
NOVO-NORDISK AS B DK0062498333	919.00	-0.99% -9.20		24/08/16 17:20:00	1,597,503 1,469,353,277.55
NOVONESIS A/S SER. B DK0060336014	438.70	0.87% 3.80		24/08/16 17:20:00	323,943 141,786,079.55
NTG NORDIC TRANSPORT GROU... DK0061141215	271.50	-1.27% -3.50		24/08/16 17:20:00	5,371 1,461,711.50
NTR HOLDING B A/S DK0010027671	3.20	-16.23% -0.62		24/08/16 17:20:00	50 160.00
OERSTED A/S DK0060094928	376.70	-3.90% -15.30		24/08/16 17:20:00	724,707 277,030,214.30
ORPHAZYME A/S DK0062502894	844.00	3.94% 32.00		24/08/16 17:20:00	4 3,280.00
PANDORA A/S DK0060252690	1,067.50	0.52% 5.50		24/08/16 17:20:00	107,580 114,770,274.25
PARK STREET A/S 'A' DK0010158500	10.80	0.00% 0.00		24/08/16 17:20:00	510 5,470.30
PARKEN SPORT & ENTERTAINM... DK0010237643	116.00	0.87% 1.00		24/08/16 17:20:00	1,994 231,795.50
PER AARSLEFF HOLDING B A/... DK0060700516	400.00	1.01% 4.00		24/08/16 17:20:00	8,636 3,441,151.25

PHARMA EQUITY GROUP A/S '... DK0061155009	0.26	-2.99% -0.01		24/08/16 17:20:00	686,456 178,701.35
PRIME OFFICE A/S DK0060137594	176.00	-1.12% -2.00		24/08/16 17:20:00	78 13,728.00
RIAS B A/S DK0010125848	620.00	0.00% 0.00		24/08/08 17:20:00	214 132,680.00
RINGKJØBING LANDBOBANK A/... DK0060854669	1,130.00	-0.18% -2.00		24/08/16 17:20:00	17,055 19,266,029.00
ROBLON B A/S DK0060485019	80.00	-2.44% -2.00		24/08/15 17:20:00	1,204 97,659.00
ROCKWOOL A/S SER. 'A' DK0010219070	2,785.00	-1.24% -35.00		24/08/16 17:20:00	230 643,195.00
ROCKWOOL A/S SER. 'B' DK0010219153	2,808.00	-1.13% -32.00		24/08/16 17:20:00	18,510 52,028,444.00
ROVSING A/S DK0061152170	34.80	-0.57% -0.20		24/08/16 17:20:00	501 17,954.80
ROYAL UNIBREW A/S DK0060634707	516.00	0.10% 0.50		24/08/16 17:20:00	74,395 38,416,195.50
RTX A/S DK0010267129	79.20	0.51% 0.40		24/08/16 17:20:00	12,031 961,455.00
SCANDINAVIAN BRAKE SYSTEM... DK0060042612	11.70	-2.50% -0.30		24/08/15 17:20:00	167 1,953.90
SCANDINAVIAN INVESTMENT G... DK0060038933	3.26	0.00% 0.00		24/08/16 17:20:00	16,568 52,277.98
SCANDINAVIAN TOBACCO GROU... DK0060696300	102.40	0.59% 0.60		24/08/16 17:20:00	112,752 11,511,242.54
SCHOUW & CO. A/S DK0010253921	583.00	2.10% 12.00		24/08/16 17:20:00	66,363 38,237,331.00
SILKEBORG IF INVEST B A/S DK0010128008	26.00	-1.52% -0.40		24/08/16 17:20:00	9,464 246,221.20
SIMCORP A/S DK0060495240	730.50	0.21% 1.50		23/10/30 16:59:53	7,893 5,742,123.50
SKAKO A/S DK0010231877	79.20	0.76% 0.60		24/08/16 17:20:00	2,286 180,410.60
SKJERN BANK A/S DK0010295922	199.50	0.25% 0.50		24/08/16 17:20:00	2,129 425,380.00
SOLAR B A/S DK0010274844	338.50	-0.88% -3.00		24/08/16 17:20:00	9,444 3,214,063.00
SP GROUP A/S DK0061027356	228.00	-2.36% -5.50		24/08/16 17:20:00	2,538 586,269.00
SPAR NORD BANK A/S DK0060036564	132.40	0.76% 1.00		24/08/16 17:20:00	71,262 9,385,775.60
SPAREKASSEN SJÆLLAND-FYN ... DK0060670776	213.00	0.47% 1.00		24/08/16 17:20:00	4,807 1,021,480.50