

## DENMARK OMXC CAPPED

ISIN: **DK0060488039** WKN: -

## Overview

2024/05/03 17:05:00

Price

**1,456.8246**

DKK

Difference ▲ 0.68% (9.89)

## General attributes

ISIN DK0060488039

Symbol -

Country Denmark

Instruments in index 113

Type of index -

Security type Index

## Market data

Open 1,445.1115 DKK

High 1,466.3679 DKK

Low 1,442.0444 DKK

Close (prev. day) 1,446.9369 DKK

Trading volume (m) -

Volume (pcs) -

## Top 5

Name <span>⬇</span>	Price	+ - (%)	Trend <span>⬇</span>
ALK-ABELLÓ...	148.80	+13.59	<span style="color: green;">▲</span>
ORPHAZYME ...	1,097.00	+11.00	<span style="color: green;">▲</span>
ROCKWOOL A...	2,535.00	+10.70	<span style="color: green;">▲</span>
ROCKWOOL A...	2,532.00	+10.47	<span style="color: green;">▲</span>
NETCOMPANY...	280.20	+7.03	<span style="color: green;">▲</span>

Intraday **1w** 1m 6m 1y 3y

## Flop 5

Name <span>⬇</span>	Price	+ - (%)	Trend <span>⬇</span>
SCANDINAVI...	102.00	-9.57	<span style="color: red;">▼</span>
DANSKE BAN...	193.65	-4.61	<span style="color: red;">▼</span>
NEWCAP HOL...	0.172	-4.44	<span style="color: red;">▼</span>
GERMAN HIG...	91.00	-4.21	<span style="color: red;">▼</span>
GN STORE N...	200.00	-4.12	<span style="color: red;">▼</span>

5y



Information about previous performance does not guarantee future performance.

Source: FactSet

## Recent research

on market			
Date		Headline	Download
2024/04/26		Global Equity Ratings	<a href="#">Download</a>
2024/04/26		Aktienempfehlungen Global	<a href="#">Download</a>
2024/04/03		Global Equity Ratings	<a href="#">Download</a>
2024/04/03		Aktienempfehlungen Global	<a href="#">Download</a>
2024/03/26		Global Strategy 2Q 2024	<a href="#">Download</a>

Intraday 1w 1m 6m 1y 3y

**Futures and Options**

Related Futures -

Related Options -

## Details

2024/05/03 17:05:00

Price

**1,456.8246**

DKK

Difference



0.68% (9.89)

## General attributes

ISIN	DK0060488039
Symbol	-
Country	Denmark
Security type	Index
Instruments in index	113

## Market data

Open	1,445.1115 DKK
High	1,466.3679 DKK
Low	1,442.0444 DKK
Close (prev. day)	1,446.9369 DKK
Trading volume (m)	-
Volume (pcs)	-

## Performance and Risk

	6m	1y	3y
Perf (%)	+15.05%	+1.62%	-0.51%
Perf (abs.)	+190.60	+23.23	-7.49
Beta	-	-	-
Volatility	11.23	12.44	17.08



Information about previous performance does not guarantee future performance.







Source: FactSet

## Price data


















Ø price 5 days   Ø volume 5 days (pcs.)	1,454.6577 DKK (0)
Ø price 30 days   Ø volume 30 days (pcs.)	1,462.5161 DKK (0)
Ø price 100 days   Ø volume 100 days (pcs.)	1,445.3945 DKK (0)
Ø price 250 days   Ø volume 250 days (pcs.)	1,401.8788 DKK (0)
YTD High   date	1,497.9513 DKK (2024/03/08)
YTD Low   date	1,397.1355 DKK (2024/01/03)
52 Weeks High   date	1,497.9513 DKK (2024/03/08)
52 Weeks Low   date	1,231.3670 DKK (2023/10/26)

## Composition

Name  ISIN	Price	Diff %  Diff +/-	Performance 	Date Time	Turnover Pc.  Turnover Money 
A.P. MOLLER-MAERSK A/S CL... DK0010244425	9,410.00	-1.10% -105.00		24/05/03 16:59:38	4,908 46,541,485.00
A.P. MOLLER-MAERSK B DK0010244508	9,562.00	-1.03% -100.00		24/05/03 16:59:30	22,958 220,988,342.00
AALBORG BOLDSPILKLUB A/S DK0060868966	47.60	1.71% 0.80	█	24/05/03 16:40:36	1,380 65,835.00
AGAT EJENDOMME A/S DK0010258995	1.64	0.61% 0.01		24/05/03 15:03:54	14,597 23,979.96
AGF A/S CLASS B DK0010263722	0.65	1.88% 0.01	█	24/05/03 15:24:01	480,711 309,139.80
ALK-ABELLÓ B A/S DK0061802139	148.80	13.59% 17.80	█	24/05/03 16:59:44	1,918,631 288,461,263.75
ALM BRAND A/S DK0015250344	13.05	-0.61% -0.08		24/05/03 16:59:48	2,087,796 27,260,149.38
AMBU A/S DK0060946788	116.65	3.23% 3.65	█	24/05/03 16:59:45	562,237 65,174,806.65
ATLANTIC PETROLEUM P/F FO000A0DN9X4	2.54	-0.78% -0.02		24/05/03 11:49:42	2,124 5,373.96
BANG & OLUFSEN A/S DK0010218429	9.86	3.68% 0.35	█	24/05/03 16:59:46	185,460 1,806,509.84
BANKNORDIK P/F FO0000000088	149.00	-3.25% -5.00		24/05/03 16:59:36	30,866 4,654,204.50
BAVARIAN NORDIC A/S DK0015998017	155.60	2.44% 3.70	█	24/05/03 16:59:36	534,032 83,206,990.40
BIOPORTO A/S DK0011048619	1.322	2.01% 0.03	█	24/05/03 16:50:58	490,860 647,092.68
BRD. KLEE B A/S DK0010129089	3,900.00	-2.01% -80.00		24/05/02 14:44:29	7 27,400.00
BRØNDBYERNES IF FODBOLD A... DK0010247956	0.76	0.00% 0.00		24/05/03 16:52:17	296,727 223,226.63
CARLSBERG A A/S DK0010181676	1,195.00	-1.24% -15.00		24/05/03 16:59:41	250 294,810.00
CARLSBERG A/S SER. 'B' DK0010181759	928.00	0.32% 3.00		24/05/03 16:59:53	163,481 152,033,910.96
CBRAIN A/S DK0060030286	283.50	1.98% 5.50	█	24/05/03 16:59:42	24,573 6,937,811.50
CEMAT A/S DK0010271584	0.90	0.00% 0.00		24/05/03 15:18:00	50,100 44,090.00
CHEMOMETEC A/S DK0060055861	296.80	2.34% 6.80	█	24/05/03 16:59:36	79,708 23,671,262.00
COLOPLAST A/S SER. B DK0060448595	860.00	2.23% 18.80	█	24/05/03 16:59:42	215,701 185,083,609.80
COLUMBUS A/S DK0010268366	9.94	1.43% 0.14	█	24/05/03 16:59:39	97,895 973,254.38
DAMPSKIBSSELSKABET NORDEN... DK0060083210	288.60	-0.69% -2.00		24/05/03 16:59:32	75,427 21,867,929.80

DANSKE ANDELSKASSERS BANK... DK0060299063	12.25	0.82% 0.10		24/05/03 16:05:37	1,647 20,084.15
DANSKE BANK A/S DK0010274414	193.65	-4.61% -9.35		24/05/03 16:59:51	5,020,100 970,729,233.80
DANTAX A/S DK0015205637	420.00	0.00% 0.00		24/05/03 09:38:19	103 43,260.00
DEMANT A/S DK0060738599	324.80	-0.06% -0.20		24/05/03 16:59:58	215,000 70,110,429.64
DFDS A/S DK0060655629	220.60	0.73% 1.60		24/05/03 16:59:57	136,650 29,964,475.95
DJURSLANDS BANK A/S DK0060136273	515.00	0.98% 5.00		24/05/03 16:23:33	445 228,560.00
DSV A/S DK0060079531	982.80	0.06% 0.60		24/05/03 16:59:47	303,038 298,020,588.60
EAC INVEST A/S DK0061277894	10,900.00	-0.91% -100.00		24/05/02 09:00:02	1 10,900.00
EMBLA MEDICAL HF IS0000000040	29.50	0.68% 0.20		24/05/03 16:53:48	1,746 51,678.10
FAST EJENDOM DANMARK A/S DK0060522746	113.00	0.89% 1.00		24/05/03 16:52:21	1,118 125,690.00
FIRSTFARMS A/S DK0060056166	78.00	-1.27% -1.00		24/05/03 16:44:14	2,638 206,125.00
FLSMIDTH & CO. A/S DK0010234467	350.20	0.06% 0.20		24/05/03 16:59:47	64,570 22,594,907.20
FLUGGER GROUP A/S SER. B DK0010218189	338.00	1.81% 6.00		24/05/03 16:51:47	156 52,764.00
FYNSKE BANK A/S DK0060520377	169.00	1.20% 2.00		24/05/03 12:08:13	102 11,861.00
GABRIEL HOLDING A/S DK0060124691	268.00	0.75% 2.00		24/05/03 16:34:27	30 8,040.00
GENMAB A/S DK0010272202	2,061.00	5.91% 115.00		24/05/03 16:59:33	200,097 407,728,912.00
GERMAN HIGH STREET PROPER... DK0060093524	91.00	-4.21% -4.00		24/05/03 11:14:16	240 21,861.00
GLUNZ & JENSEN HOLDING A/... DK0010249309	74.50	0.00% 0.00		24/05/02 09:01:32	5 372.50
GN STORE NORD A/S DK0010272632	200.00	-4.12% -8.60		24/05/03 16:59:44	996,379 202,376,582.40
GRØNLANDSBANKEN A/S DK0010230630	645.00	1.57% 10.00		24/05/03 15:04:18	1 645.00
GYLDENDAL A A/S DK0010247527	1,200.00	0.00% 0.00		24/05/02 16:54:45	6 7,260.00
GYLDENDAL B A/S DK0010247600	328.00	2.50% 8.00		24/04/30 11:37:09	95 31,030.00
H+H INTERNATIONAL A/S DK0015202451	76.40	4.09% 3.00		24/05/03 16:59:40	53,593 4,006,874.40
HARBOES BRYGGERI B A/S DK0060014751	123.00	2.50% 3.00		24/05/03 16:59:30	12,565 1,539,707.00
HVIDBJERG BANK A/S DK0060135978	115.00	0.88% 1.00		24/05/03 16:59:36	767 87,887.00
ISS A/S DK0060542181	122.30	-0.41% -0.50		24/05/03 16:59:48	591,316 72,694,371.90
JEUDAN A/S DK0061282464	200.00	-0.50% -1.00		24/05/03 16:59:58	5,630 1,126,904.50
JYSKE BANK A/S	569.50	-0.44%		24/05/03	227,522

DK0010307958		-2.50		16:59:46	129,039,100.75
KREDITBANKEN A/S DK0010253764	4,960.00	-0.40%		24/05/03 12:47:51	11 54,680.00
KØBENHAVNS LUFTHAVNE A/S DK0010201102	4,910.00	0.41%		24/05/03 16:46:49	34 166,140.00
LOLLANDS BANK A/S DK0060000107	590.00	2.61%		24/05/03 16:09:44	312 183,050.00
LUXOR B A/S DK0010213628	520.00	1.96%		24/05/03 16:00:15	319 162,450.00
LÅN OG SPAR BANK A/S DK0010201532	715.00	0.00%		24/05/03 16:59:42	195 139,900.00
MATAS A/S DK0060497295	113.80	0.89%		24/05/03 16:59:47	40,980 4,635,886.10
MT HOJGAARD HOLDING A/S C... DK0010255975	208.00	-0.48%		24/05/03 16:59:30	2,536 525,139.00
MØNS BANK A/S DK0060133841	236.00	-1.67%		24/05/03 16:54:36	839 198,052.00
NETCOMPANY GROUP A/S DK0060952919	280.20	7.03%		24/05/03 16:59:43	617,175 174,940,194.85
NEWCAP HOLDING A/S DK0010212570	0.172	-4.44%		24/05/03 16:03:48	57,343 6,398.24
NILFISK HOLDING A/S DKK20 DK0060907293	145.20	0.69%		24/05/03 16:59:37	9,624 1,396,065.80
NKT A/S DK0010287663	562.50	-0.97%		24/05/03 16:59:36	192,323 106,695,177.75
NNIT A/S DKK10 DK0060580512	106.40	0.00%		24/05/03 16:59:41	3,439 365,744.20
NORDEA BANK ABP FI4000297767	81.46	-0.56%		24/05/03 16:59:32	712,196 58,402,643.38
NORDFYNS BANK A/S DK0061295441	350.00	1.16%		24/05/03 16:59:33	3,170 1,059,926.00
NORDIC SHIPHOLDING A/S DK0060083996	0.04	-%		23/12/27 16:32:58	27,748 1,069.92
NORTH MEDIA A/S DK0010270347	60.00	-0.33%		24/05/03 16:59:36	20,893 1,245,724.20
NOVO-NORDISK AS B DK0062498333	850.60	-2.58%		24/05/03 16:59:35	5,692,030 4,815,216,608.10
NOVONESIS A/S SER. B DK0060336014	412.20	5.88%		24/05/03 16:59:56	1,485,925 609,067,961.10
NTG NORDIC TRANSPORT GROU... DK0061141215	277.50	0.00%		24/05/03 16:59:38	6,364 1,771,902.00
NTR HOLDING B A/S DK0010027671	4.00	5.26%		24/05/03 14:19:52	300 1,199.00
OERSTED A/S DK0060094928	406.40	3.73%		24/05/03 16:59:45	903,229 366,896,079.60
ORPHAZYME A/S DK0062502894	1,097.00	11.00%		24/05/03 13:47:14	53 55,453.70
PANDORA A/S DK0060252690	1,119.50	-2.61%		24/05/03 16:59:59	254,220 285,860,311.50
PARK STREET A/S 'A' DK0010158500	10.00	-3.85%		24/05/03 14:48:26	3,418 34,425.00
PARKEN SPORT & ENTERTAINM... DK0010237643	117.50	-0.84%		24/05/03 16:43:43	1,889 221,491.50
PER AARSLEFF HOLDING B A/... DK0060700516	325.50	0.46%		24/05/03 16:59:45	8,122 2,629,132.00

PHARMA EQUITY GROUP A/S '... DK0061155009	0.249	1.22% 0.00		24/05/03 16:50:20	392,348 95,480.31
PRIME OFFICE A/S DK0060137594	188.00	1.62% 3.00		24/05/03 15:20:37	569 107,291.00
RIAS B A/S DK0010125848	655.00	-% -		24/05/02 13:59:06	58 38,190.00
RINGKJØBING LANDBOBANK A/... DK0060854669	1,184.00	-0.34% -4.00		24/05/03 16:59:42	25,966 30,656,468.00
ROBLON B A/S DK0060485019	81.50	1.24% 1.00		24/05/03 16:33:21	1,384 111,966.00
ROCKWOOL A/S SER. 'A' DK0010219070	2,535.00	10.70% 245.00		24/05/03 16:59:54	6,225 15,171,275.00
ROCKWOOL A/S SER. 'B' DK0010219153	2,532.00	10.47% 240.00		24/05/03 16:59:56	93,560 231,493,898.00
ROVSING A/S DK0061152170	34.20	1.18% 0.40		24/05/03 16:15:36	493 17,393.80
ROYAL UNIBREW A/S DK0060634707	520.00	1.07% 5.50		24/05/03 16:59:49	100,254 52,161,518.25
RTX A/S DK0010267129	99.40	1.64% 1.60		24/05/03 15:44:32	3,624 359,655.00
SAS AB SE0003366871	0.0174	1.16% 0.00		24/05/03 16:37:20	3,248,251 56,397.95
SCANDINAVIAN BRAKE SYSTEM... DK0060042612	11.95	3.02% 0.35		24/05/02 16:04:43	1,532 18,338.05
SCANDINAVIAN INVESTMENT G... DK0060038933	3.24	-% -		24/05/03 16:07:34	1,903 6,018.34
SCANDINAVIAN TOBACCO GROU... DK0060696300	102.00	-9.57% -10.80		24/05/03 16:59:38	678,618 70,902,845.30
SCHOUW & CO. A/S DK0010253921	554.00	-0.89% -5.00		24/05/03 16:59:48	8,524 4,736,246.00
SILKEBORG IF INVEST B A/S DK0010128008	24.80	2.48% 0.60		24/05/03 16:37:22	678 16,562.40
SIMCORP A/S DK0060495240	730.50	0.21% 1.50		23/10/30 16:59:53	7,893 5,742,123.50
SKAKO A/S DK0010231877	79.40	0.51% 0.40		24/05/03 16:25:59	1,140 89,630.80
SKJERN BANK A/S DK0010295922	207.00	0.00% 0.00		24/05/03 16:59:53	14,961 3,035,946.00
SOLAR B A/S DK0010274844	327.00	0.15% 0.50		24/05/03 16:59:52	26,706 8,713,148.00
SP GROUP A/S DK0061027356	207.50	-0.95% -2.00		24/05/03 16:59:39	4,516 942,360.00
SPAR NORD BANK A/S DK0060036564	122.80	-3.91% -5.00		24/05/03 16:59:53	242,201 29,924,681.70