

## DENMARK OMXC CAPPED

ISIN: **DK0060488039** WKN: -

## Overview

2024/04/25 16:55:12

Price

**1,425.1775**

DKK

Difference  -1.92% (-27.96)

## General attributes

ISIN DK0060488039

Symbol -

Country Denmark

Instruments in index 113

Type of index -

Security type Index

## Market data

Open 1,453.3439 DKK

High 1,453.3439 DKK

Low 1,421.8438 DKK

Close (prev. day) 1,453.1350 DKK

Trading volume (m) -

Volume (pcs) -

## Top 5

Name 	Price	+ - (%)	Trend 
HARBOES BR...	119.50	+9.63	
AALBORG BO...	47.40	+3.49	
STRATEGIC ...	1.17	+2.63	
ORPHAZYME	1,100.00	+2.34	
...			
LOLLANDS B...	580.00	+1.75	

Intraday **1w** 1m 6m 1y 3y

## Flop 5

Name 	Price	+ - (%) 	Trend 
CBRAIN A/S	285.00	-11.35	
ATLANTIC P...	2.51	-7.04	
COLOPLAST ...	869.80	-5.66	
EMBLA MEDI...	29.30	-4.87	











5y




Information about previous performance does not guarantee future performance.

Source: FactSet

## Recent research

on market			
Date		Headline	Download
2024/04/03		Global Equity Ratings	
2024/04/03		Aktienempfehlungen Global	
2024/03/26		Global Strategy 2Q 2024	
2024/03/26		Global Strategy 2Q 2024	
2024/03/13		Global Equity Ratings	

AMBU A/S	108.05	-4.63			
Intraday	1w	1m	6m	1y	3y

**Futures and Options**

Related Futures	-
Related Options	-

## Details

2024/04/25 16:55:12

Price

**1,425.1775**

DKK

Difference

**-1.92% (-27.96)**

## General attributes

ISIN	DK0060488039
Symbol	-
Country	Denmark
Security type	Index
Instruments in index	113

## Market data

Open	1,453.3439 DKK
High	1,453.3439 DKK
Low	1,421.8438 DKK
Close (prev. day)	1,453.1350 DKK
Trading volume (m)	-
Volume (pcs)	-

## Performance and Risk

	6m	1y	3y
Perf (%)	+15.10%	-0.11%	-0.17%
Perf (abs.)	+190.63	-1.65	-2.42
Beta	-	-	-
Volatility	10.97	12.25	17.05



Information about previous performance does not guarantee future performance.

Source: FactSet

## Price data

Ø price 5 days   Ø volume 5 days (pcs.)	1,450.4728 DKK (0)
Ø price 30 days   Ø volume 30 days (pcs.)	1,469.9827 DKK (0)
Ø price 100 days   Ø volume 100 days (pcs.)	1,437.7827 DKK (0)
Ø price 250 days   Ø volume 250 days (pcs.)	1,401.6164 DKK (0)
YTD High   date	1,497.9513 DKK (2024/03/08)
YTD Low   date	1,397.1355 DKK (2024/01/03)
52 Weeks High   date	1,497.9513 DKK (2024/03/08)
52 Weeks Low   date	1,231.3670 DKK (2023/10/26)

## Composition

Name ISIN	Price	Diff % Diff +/-	Performance	Date Time	Turnover Pc. Turnover Money
A.P. MOLLER-MAERSK A/S CL... DK0010244425	9,530.00	-1.35% -130.00		24/04/25 16:54:55	5,090 48,561,705.00
A.P. MOLLER-MAERSK B DK0010244508	9,738.00	-1.20% -118.00		24/04/25 16:54:56	14,975 145,159,961.00
AALBORG BOLDSPILKLUB A/S DK0060868966	47.40	3.49% 1.60	■	24/04/25 15:44:09	171 8,106.40
AGAT EJENDOMME A/S DK0010258995	1.65	0.00% 0.00		24/04/25 14:19:12	25 41.25
AGF A/S CLASS B DK0010263722	0.638	0.31% 0.00		24/04/25 14:42:53	6,828 4,338.01
ALK-ABELLÓ B A/S DK0061802139	124.40	-1.66% -2.10		24/04/25 16:54:11	97,785 12,255,396.10
ALM BRAND A/S DK0015250344	12.03	-1.31% -0.16		24/04/25 16:54:50	1,048,808 12,680,401.04
AMBU A/S DK0060946788	108.05	-4.63% -5.25		24/04/25 16:54:29	281,206 30,926,593.90
ATLANTIC PETROLEUM P/F FO000A0DN9X4	2.51	-7.04% -0.19		24/04/25 11:04:47	1,444 3,738.02
BANG & OLUFSEN A/S DK0010218429	9.28	-1.80% -0.17		24/04/25 15:35:26	17,610 164,164.28
BANKNORDIK P/F FO0000000088	157.00	0.64% 1.00		24/04/25 16:37:48	1,951 304,806.50
BAVARIAN NORDIC A/S DK0015998017	144.50	-3.34% -5.00		24/04/25 16:54:30	400,206 58,409,904.72
BIOPORTO A/S DK0011048619	1.234	0.49% 0.01		24/04/25 16:54:30	419,814 515,118.49
BRD. KLEE B A/S DK0010129089	3,980.00	4.19% 160.00	■	24/04/24 13:20:14	6 24,520.00
BRØNDBYERNES IF FODBOLD A... DK0010247956	0.746	0.00% 0.00		24/04/25 16:42:46	170,279 125,692.21
CARLSBERG A A/S DK0010181676	1,125.00	-0.44% -5.00		24/04/25 16:17:50	119 134,790.00
CARLSBERG A/S SER. 'B' DK0010181759	946.60	0.36% 3.40		24/04/25 16:54:50	103,446 97,490,514.80
CBRAIN A/S DK0060030286	285.00	-11.35% -36.50		24/04/25 16:54:37	89,761 26,587,859.50
CEMAT A/S DK0010271584	0.87	0.00% 0.00		24/04/25 16:17:47	382,834 323,729.40
CHEMOMETEC A/S DK0060055861	282.60	-0.70% -2.00		24/04/25 16:54:36	46,041 13,009,687.80
COLOPLAST A/S SER. B DK0060448595	869.80	-5.66% -52.20		24/04/25 16:54:57	191,465 169,688,344.50
COLUMBUS A/S DK0010268366	9.70	1.68% 0.16	■	24/04/25 16:50:54	90,217 872,814.48
DAMPKIBSSELKABET NORDEN... DK0060083210	278.00	-1.63% -4.60		24/04/25 16:54:45	265,372 75,210,991.50

DANSKE ANDELSKASSERS BANK... DK0060299063	12.50	0.00% 0.00		24/04/25 16:52:28	19,890 248,031.35
DANSKE BANK A/S DK0010274414	202.90	-0.93% -1.90		24/04/25 16:54:55	612,367 124,782,667.55
DANTAX A/S DK0015205637	398.00	0.00% 0.00		24/04/25 13:21:03	3 1,194.00
DEMANT A/S DK0060738599	316.00	-1.50% -4.80		24/04/25 16:53:13	73,583 23,396,542.50
DFDS A/S DK0060655629	205.00	-2.01% -4.20		24/04/25 16:51:34	46,738 9,711,816.80
DJURSLANDS BANK A/S DK0060136273	510.00	-1.92% -10.00		24/04/25 16:44:16	1,271 645,565.00
DSV A/S DK0060079531	991.20	-2.78% -28.30		24/04/25 16:54:58	390,702 393,452,013.25
EAC INVEST A/S DK0061277894	10,600.00	0.00% 0.00		24/04/25 09:01:33	1 10,600.00
EMBLA MEDICAL HF IS0000000040	29.30	-4.87% -1.50		24/04/25 16:54:34	12,837 383,337.90
FAST EJENDOM DANMARK A/S DK0060522746	112.00	3.70% 4.00	█	24/04/24 09:46:51	100 11,200.00
FIRSTFARMS A/S DK0060056166	79.80	0.76% 0.60	█	24/04/25 13:43:09	1,096 87,808.80
FLSMIDTH & CO. A/S DK0010234467	344.00	-1.83% -6.40		24/04/25 16:54:57	55,471 19,102,779.00
FLUGGER GROUP A/S SER. B DK0010218189	332.00	0.00% 0.00		24/04/25 16:54:45	225 74,958.00
FYNISKE BANK A/S DK0060520377	165.00	-1.20% -2.00		24/04/25 16:54:45	904 151,088.00
GABRIEL HOLDING A/S DK0060124691	266.00	0.00% 0.00		24/04/25 16:52:21	59 15,466.00
GENMAB A/S DK0010272202	1,919.00	-2.69% -53.00		24/04/25 16:54:58	117,455 228,776,851.75
GERMAN HIGH STREET PROPER... DK0060093524	94.50	0.53% 0.50	█	24/04/12 16:59:43	26 2,457.00
GLUNZ & JENSEN HOLDING A/... DK0010249309	72.00	-1.37% -1.00		24/04/25 12:19:12	158 11,376.00
GN STORE NORD A/S DK0010272632	179.55	-4.42% -8.30		24/04/25 16:54:54	477,212 86,908,484.46
GRØNLANDSBANKEN A/S DK0010230630	640.00	0.00% 0.00		24/04/25 09:13:31	36 23,040.00
GYLDENDAL A A/S DK0010247527	1,180.00	-11.28% -150.00		24/04/15 16:52:51	19 24,960.00
GYLDENDAL B A/S DK0010247600	318.00	-0.63% -2.00		24/04/24 12:58:44	50 12,414.00
H+H INTERNATIONAL A/S DK0015202451	68.80	-0.29% -0.20		24/04/25 16:51:04	20,606 1,425,493.80
HARBOES BRYGGERI B A/S DK0060014751	119.50	9.63% 10.50	█	24/04/25 16:52:51	24,618 2,797,204.50
HVIDBJERG BANK A/S DK0060135978	116.00	0.00% 0.00		24/04/25 16:39:59	1,304 149,361.00
ISS A/S DK0060542181	127.00	-3.05% -4.00		24/04/25 16:54:59	313,623 40,396,454.00
JEUDAN A/S DK0061282464	209.00	0.00% 0.00		24/04/25 16:14:00	2,408 505,041.00
JYSKE BANK A/S	562.50	-1.66%		24/04/25	71,808

DK0010307958		-9.50		16:54:36	40,625,782.25
KREDITBANKEN A/S DK0010253764	5,000.00	0.00% 0.00		24/04/25 16:16:00	15 75,000.00
KØBENHAVNS LUFTHAVNE A/S DK0010201102	4,750.00	-2.26% -110.00		24/04/25 16:47:03	36 173,450.00
LOLLANDS BANK A/S DK0060000107	580.00	1.75% 10.00	█	24/04/25 16:17:13	25 14,500.00
LUXOR B A/S DK0010213628	525.00	-3.67% -20.00		24/04/25 14:53:40	25 13,135.00
LÅN OG SPAR BANK A/S DK0010201532	715.00	0.00% 0.00		24/04/25 10:03:12	12 7,150.00
MATAS A/S DK0060497295	110.20	-2.13% -2.40		24/04/25 16:54:21	25,607 2,842,801.80
MT HOJGAARD HOLDING A/S C... DK0010255975	219.00	-1.35% -3.00		24/04/25 16:51:26	2,530 552,088.00
MØNS BANK A/S DK0060133841	234.00	0.00% 0.00		24/04/25 15:49:26	589 135,808.00
NETCOMPANY GROUP A/S DK0060952919	254.40	-3.71% -9.80		24/04/25 16:54:17	74,621 19,239,815.60
NEWCAP HOLDING A/S DK0010212570	0.183	0.00% 0.00		24/04/25 09:00:02	12,206 2,233.70
NILFISK HOLDING A/S DKK20 DK0060907293	142.00	-1.80% -2.60		24/04/25 16:54:53	7,643 1,092,626.20
NKT A/S DK0010287663	570.00	0.09% 0.50	█	24/04/25 16:54:56	77,898 44,034,977.25
NNIT A/S DKK10 DK0060580512	107.00	-0.93% -1.00		24/04/25 16:46:23	19,475 2,102,598.40
NORDEA BANK ABP FI4000297767	81.00	-1.10% -0.90		24/04/25 16:54:52	629,195 51,172,870.60
NORDFYNS BANK A/S DK0061295441	334.00	-2.34% -8.00		24/04/25 16:44:46	982 332,370.00
NORDIC SHIPHOLDING A/S DK0060083996	0.04	-% -		23/12/27 16:32:58	27,748 1,069.92
NORTH MEDIA A/S DK0010270347	59.80	-3.24% -2.00		24/04/25 16:25:03	23,106 1,387,981.20
NOVO-NORDISK AS B DK0062498333	864.70	-1.59% -14.00		24/04/25 16:54:59	1,563,270 1,348,429,341.15
NOVONESIS A/S SER. B DK0060336014	384.30	-0.93% -3.60		24/04/25 16:54:56	186,090 71,861,343.40
NTG NORDIC TRANSPORT GROU... DK0061141215	265.00	-2.57% -7.00		24/04/25 16:54:50	9,778 2,626,281.75
NTR HOLDING B A/S DK0010027671	4.02	0.00% 0.00		24/04/23 16:41:32	100 402.00
OERSTED A/S DK0060094928	379.20	-0.78% -3.00		24/04/25 16:54:50	286,832 110,814,127.35
ORPHAZYME A/S DK0062502894	1,100.00	2.34% 25.20	█	24/04/25 11:26:36	237 258,695.80
PANDORA A/S DK0060252690	1,076.50	-1.69% -18.50		24/04/25 16:54:36	62,054 67,356,025.25
PARK STREET A/S 'A' DK0010158500	11.40	0.00% 0.00		24/04/25 13:35:41	247 2,815.80
PARKEN SPORT & ENTERTAINM... DK0010237643	115.00	-1.29% -1.50		24/04/25 16:46:48	2,019 233,897.00
PER AARSLEFF HOLDING B A/... DK0060700516	319.00	-1.39% -4.50		24/04/25 16:53:08	7,598 2,445,506.50

PHARMA EQUITY GROUP A/S '... DK0061155009	0.256	0.79% 0.00		24/04/25 16:54:53	502,556 125,945.59
PRIME OFFICE A/S DK0060137594	176.00	-3.83% -7.00		24/04/24 11:05:48	90 15,840.00
RIAS B A/S DK0010125848	675.00	2.27% 15.00		24/04/23 14:32:11	40 26,800.00
RINGKJØBING LANDBOBANK A/... DK0060854669	1,154.00	-2.04% -24.00		24/04/25 16:54:04	35,017 40,965,287.50
ROBLON B A/S DK0060485019	81.00	0.00% 0.00		24/04/25 09:01:36	7 567.00
ROCKWOOL A/S SER. 'A' DK0010219070	2,230.00	-2.62% -60.00		24/04/25 15:58:29	415 943,405.00
ROCKWOOL A/S SER. 'B' DK0010219153	2,246.00	-2.35% -54.00		24/04/25 16:54:00	19,331 43,838,288.00
ROVSING A/S DK0061152170	34.60	0.00% 0.00		24/04/25 16:47:05	400 13,840.00
ROYAL UNIBREW A/S DK0060634707	528.00	-0.19% -1.00		24/04/25 16:54:36	93,045 49,395,561.75
RTX A/S DK0010267129	94.60	-1.66% -1.60		24/04/25 16:33:58	67,011 6,432,572.80
SAS AB SE0003366871	0.0151	-2.58% -0.00		24/04/25 16:54:10	5,756,973 88,919.66
SCANDINAVIAN BRAKE SYSTEM... DK0060042612	12.00	-3.61% -0.45		24/04/24 12:54:29	6,210 77,269.50
SCANDINAVIAN INVESTMENT G... DK0060038933	3.10	0.00% 0.00		24/04/25 11:38:09	8,102 24,759.08
SCANDINAVIAN TOBACCO GROU... DK0060696300	111.60	-0.89% -1.00		24/04/25 16:50:53	79,398 8,903,239.90
SCHOUW & CO. A/S DK0010253921	523.00	-1.69% -9.00		24/04/25 16:52:52	14,532 7,728,593.00
SILKEBORG IF INVEST B A/S DK0010128008	24.20	1.68% 0.40		24/04/25 15:31:02	17,032 382,657.80
SIMCORP A/S DK0060495240	730.50	0.21% 1.50		23/10/30 16:59:53	7,893 5,742,123.50
SKAKO A/S DK0010231877	79.80	0.25% 0.20		24/04/25 16:38:08	4,434 352,317.80
SKJERN BANK A/S DK0010295922	175.00	-1.13% -2.00		24/04/25 16:53:16	2,077 364,699.50
SOLAR B A/S DK0010274844	309.50	-0.96% -3.00		24/04/25 16:54:57	10,706 3,334,554.50
SP GROUP A/S DK0061027356	212.50	0.24% 0.50		24/04/25 16:35:21	23,337 4,969,406.00
SPAR NORD BANK A/S DK0060036564	121.20	-1.62% -2.00		24/04/25 16:54:55	87,092 10,666,103.80