

## DENMARK OMXC CAPPED

ISIN: **DK0060488039** WKN: -

## Overview

2024/04/19 17:05:00

Price

**1,441.3728**

DKK

Difference ▲ 0.55% (7.88)

## General attributes

ISIN DK0060488039

Symbol -

Country Denmark

Instruments in index 113

Type of index -

Security type Index

## Market data

Open 1,428.7649 DKK

High 1,442.0745 DKK

Low 1,426.4588 DKK

Close (prev. day) 1,433.4966 DKK

Trading volume (m) -

Volume (pcs) -

## Top 5

Name	Price	+ - (%)	Trend
ROYAL UNIB...	520.00	+18.07	<span style="color: green;">▲</span>
DANSKE AND...	12.40	+7.36	<span style="color: green;">▲</span>
EMBLA MEDI...	30.80	+4.41	<span style="color: green;">▲</span>
GN STORE N...	172.85	+4.13	<span style="color: green;">▲</span>
MT HOJGAAR...	213.00	+3.40	<span style="color: green;">▲</span>

Intraday 1w 1m 6m 1y 3y

## Flop 5

Name	Price	+ - (%)	Trend
ORPHAZYME	1,047.00	-4.80	<span style="color: red;">▼</span>
...			
ALM BRAND ...	11.82	-3.59	<span style="color: red;">▼</span>
CEMAT A/S	0.872	-3.54	<span style="color: red;">▼</span>
GABRIEL HO...	258.00	-3.01	<span style="color: red;">▼</span>
RIAS B A/S	650.00	-2.99	<span style="color: red;">▼</span>

5y



Information about previous performance does not guarantee future performance.

Source: FactSet

## Recent research

on market

Date	Headline	Download
2024/04/03	Global Equity Ratings	<a href="#">Download</a>
2024/04/03	Aktienempfehlungen Global	<a href="#">Download</a>
2024/03/26	Global Strategy 2Q 2024	<a href="#">Download</a>
2024/03/26	Global Strategy 2Q 2024	<a href="#">Download</a>
2024/03/13	Global Equity Ratings	<a href="#">Download</a>

Intraday 1w 1m 6m 1y 3y

**Futures and Options**

Related Futures -

Related Options -

## Details

2024/04/19 17:05:00

Price

**1,441.3728**

DKK

Difference



0.55% (7.88)

### General attributes

ISIN	DK0060488039
Symbol	-
Country	Denmark
Security type	Index
Instruments in index	113

### Market data

Open	1,428.7649 DKK
High	1,442.0745 DKK
Low	1,426.4588 DKK
Close (prev. day)	1,433.4966 DKK
Trading volume (m)	-
Volume (pcs)	-

### Performance and Risk

	6m	1y	3y
Perf (%)	+13.96%	-0.17%	+0.39%
Perf (abs.)	+176.62	-2.39	+5.66
Beta	-	-	-
Volatility	11.03	12.18	17.05



Information about previous performance does not guarantee future performance.  
Source: FactSet

















### Price data

Ø price 5 days   Ø volume 5 days (pcs.)	1,443.0327 DKK (0)
Ø price 30 days   Ø volume 30 days (pcs.)	1,473.0631 DKK (0)
Ø price 100 days   Ø volume 100 days (pcs.)	1,433.5908 DKK (0)
Ø price 250 days   Ø volume 250 days (pcs.)	1,401.3831 DKK (0)
YTD High   date	1,497.9513 DKK (2024/03/08)
YTD Low   date	1,397.1355 DKK (2024/01/03)
52 Weeks High   date	1,497.9513 DKK (2024/03/08)
52 Weeks Low   date	1,231.3670 DKK (2023/10/26)

## Composition

Name  ISIN	Price	Diff %  Diff +/-	Performance 	Date Time	Turnover Pc.  Turnover Money 
A.P. MOLLER-MAERSK A/S CL... DK0010244425	9,385.00	2.62% 240.00		24/04/19 16:59:47	5,057 46,871,715.00
A.P. MOLLER-MAERSK B DK0010244508	9,568.00	2.07% 194.00		24/04/19 16:59:48	15,110 143,132,306.00
AALBORG BOLDSPILKLUB A/S DK0060868966	46.60	1.30% 0.60		24/04/19 10:22:50	54 2,492.40
AGAT EJENDOMME A/S DK0010258995	1.68	1.82% 0.03		24/04/19 11:28:51	7,529 12,273.97
AGF A/S CLASS B DK0010263722	0.626	0.00% 0.00		24/04/19 16:16:55	31,892 20,031.49
ALK-ABELLÓ B A/S DK0061802139	125.60	0.00% 0.00		24/04/19 16:59:47	148,646 18,591,538.40
ALM BRAND A/S DK0015250344	11.82	-3.59% -0.44		24/04/19 16:59:59	2,443,146 28,768,452.10
AMBU A/S DK0060946788	109.30	0.23% 0.25		24/04/19 16:59:45	368,878 40,154,472.31
ATLANTIC PETROLEUM P/F FO000A0DN9X4	2.46	0.82% 0.02		24/04/19 14:45:33	10 24.60
BANG & OLUFSEN A/S DK0010218429	9.04	1.80% 0.16		24/04/19 16:59:56	76,391 682,848.66
BANKNORDIK P/F FO0000000088	155.50	-1.89% -3.00		24/04/19 16:54:47	3,005 468,905.50
BAVARIAN NORDIC A/S DK0015998017	147.35	0.41% 0.60		24/04/19 16:59:59	286,408 41,825,329.34
BIOPORTO A/S DK0011048619	1.258	0.32% 0.00		24/04/19 16:12:52	274,377 345,550.21
BRD. KLEE B A/S DK0010129089	4,380.00	14.66% 560.00		24/04/17 11:13:17	2 8,760.00
BRØNDBYERNES IF FODBOLD A... DK0010247956	0.714	3.18% 0.02		24/04/19 16:38:49	55,390 39,520.55
CARLSBERG A A/S DK0010181676	1,120.00	-0.44% -5.00		24/04/19 16:59:50	156 174,415.00
CARLSBERG A/S SER. 'B' DK0010181759	927.60	3.16% 28.40		24/04/19 16:59:41	218,695 201,510,278.57
CBRAIN A/S DK0060030286	306.50	-1.92% -6.00		24/04/19 16:59:35	40,315 12,348,294.50
CEMAT A/S DK0010271584	0.872	-3.54% -0.03		24/04/19 16:59:33	292,064 254,215.16
CHEMOMETEC A/S DK0060055861	285.20	-0.83% -2.40		24/04/19 16:59:31	84,328 24,047,405.80
COLOPLAST A/S SER. B DK0060448595	906.00	1.09% 9.80		24/04/19 16:59:34	175,872 158,991,114.20
COLUMBUS A/S DK0010268366	9.38	0.43% 0.04		24/04/19 16:59:38	151,668 1,413,548.02
DAMPSKIBSSELSKABET NORDEN... DK0060083210	288.20	0.77% 2.20		24/04/19 16:59:50	58,460 16,697,645.14

DANSKE ANDELSKASSERS BANK... DK0060299063	12.40	7.36% 0.85		24/04/19 16:51:15	34,093 403,919.50
DANSKE BANK A/S DK0010274414	202.90	0.05% 0.10		24/04/19 16:59:42	718,023 145,314,904.05
DANTAX A/S DK0015205637	392.00	-2.00% -8.00		24/04/18 11:55:05	78 30,576.00
DEMANT A/S DK0060738599	315.60	1.48% 4.60		24/04/19 16:59:47	228,968 71,937,620.50
DFDS A/S DK0060655629	206.20	0.00% 0.00		24/04/19 16:59:49	101,017 20,702,797.32
DJURSLANDS BANK A/S DK0060136273	525.00	0.96% 5.00		24/04/19 16:54:45	220 114,630.00
DSV A/S DK0060079531	1,070.00	-0.37% -4.00		24/04/19 16:59:37	339,455 363,273,984.00
EAC INVEST A/S DK0061277894	10,700.00	0.00% 0.00		24/04/19 16:59:59	47 502,600.00
EMBLA MEDICAL HF IS0000000040	30.80	4.41% 1.30		24/04/19 16:59:43	5,428 164,764.10
FAST EJENDOM DANMARK A/S DK0060522746	108.00	-1.82% -2.00		24/04/18 10:11:25	3,161 342,149.00
FIRSTFARMS A/S DK0060056166	79.20	-0.75% -0.60		24/04/19 16:59:55	2,444 193,411.60
FLSMIDTH & CO. A/S DK0010234467	353.20	-0.95% -3.40		24/04/19 16:59:31	86,980 30,751,482.00
FLUGGER GROUP A/S SER. B DK0010218189	324.00	-0.61% -2.00		24/04/19 14:15:38	434 140,316.00
FYNISKE BANK A/S DK0060520377	164.00	-1.20% -2.00		24/04/19 15:45:15	1,498 223,702.00
GABRIEL HOLDING A/S DK0060124691	258.00	-3.01% -8.00		24/04/19 16:14:18	28 7,224.00
GENMAB A/S DK0010272202	2,006.00	0.58% 11.50		24/04/19 16:59:41	94,388 187,989,436.75
GERMAN HIGH STREET PROPER... DK0060093524	94.50	0.53% 0.50		24/04/12 16:59:43	26 2,457.00
GLUNZ & JENSEN HOLDING A/... DK0010249309	71.50	0.00% 0.00		24/04/12 09:01:32	109 7,793.50
GN STORE NORD A/S DK0010272632	172.85	4.13% 6.85		24/04/19 16:59:48	831,525 141,848,701.53
GRØNLANDSBANKEN A/S DK0010230630	645.00	0.78% 5.00		24/04/19 14:57:44	239 153,035.00
GYLDENDAL A A/S DK0010247527	1,180.00	-11.28% -150.00		24/04/15 16:52:51	19 24,960.00
GYLDENDAL B A/S DK0010247600	318.00	0.00% 0.00		24/04/19 12:06:39	178 56,604.00
H+H INTERNATIONAL A/S DK0015202451	67.40	0.45% 0.30		24/04/19 16:59:53	20,413 1,359,747.80
HARBOES BRYGGERI B A/S DK0060014751	102.50	1.49% 1.50		24/04/19 16:59:52	11,817 1,207,562.50
HVIDBJERG BANK A/S DK0060135978	116.00	0.87% 1.00		24/04/19 15:49:58	672 77,532.00
ISS A/S DK0060542181	127.20	0.95% 1.20		24/04/19 16:59:44	578,100 73,373,099.95
JEUDAN A/S DK0061282464	211.00	0.48% 1.00		24/04/19 16:59:44	1,977 413,630.00
JYSKE BANK A/S	570.00	-0.61%		24/04/19	131,072

DK0010307958			-3.50		16:59:46	74,277,176.25
KREDITBANKEN A/S DK0010253764	5,000.00	0.00%	0.00		24/04/19 13:14:38	34 154,840.00
KØBENHAVNS LUFTHAVNE A/S DK0010201102	4,700.00	0.86%	40.00		24/04/19 16:28:20	176 822,630.00
LOLLANDS BANK A/S DK0060000107	570.00	-1.72%	-10.00		24/04/19 16:46:53	354 201,740.00
LUXOR B A/S DK0010213628	525.00	0.00%	0.00		24/04/19 16:54:45	260 32,025.00
LÅN OG SPAR BANK A/S DK0010201532	710.00	0.00%	0.00		24/04/19 15:10:24	103 73,130.00
MATAS A/S DK0060497295	110.20	0.55%	0.60		24/04/19 16:59:41	80,063 8,791,069.50
MT HOJGAARD HOLDING A/S C... DK0010255975	213.00	3.40%	7.00		24/04/19 16:59:30	9,400 1,921,267.00
MØNS BANK A/S DK0060133841	236.00	0.00%	0.00		24/04/19 13:02:24	60 13,860.00
NETCOMPANY GROUP A/S DK0060952919	254.00	0.32%	0.80		24/04/19 16:59:34	91,373 23,046,474.40
NEWCAP HOLDING A/S DK0010212570	0.19	2.15%	0.00		24/04/19 16:19:21	21,514 4,041.44
NILFISK HOLDING A/S DKK20 DK0060907293	147.20	-0.14%	-0.20		24/04/19 16:59:39	12,473 1,818,933.60
NKT A/S DK0010287663	595.00	-0.50%	-3.00		24/04/19 16:59:56	135,154 79,943,020.50
NNIT A/S DKK10 DK0060580512	106.80	-0.74%	-0.80		24/04/19 16:59:56	7,544 801,029.40
NORDEA BANK ABP FI4000297767	81.10	1.50%	1.20		24/04/19 16:59:48	882,231 70,893,763.06
NORDFYNS BANK A/S DK0061295441	342.00	-0.58%	-2.00		24/04/19 16:34:38	1,695 573,218.00
NORDIC SHIPHOLDING A/S DK0060083996	0.04	-%	-		23/12/27 16:32:58	27,748 1,069.92
NORTH MEDIA A/S DK0010270347	58.80	-2.65%	-1.60		24/04/19 16:59:32	38,608 2,252,951.20
NOVO-NORDISK AS B DK0062498333	866.20	0.41%	3.50		24/04/19 16:59:54	1,938,339 1,677,207,962.50
NOVONESIS A/S SER. B DK0060336014	387.00	1.12%	4.30		24/04/19 16:59:33	356,165 137,486,920.00
NTG NORDIC TRANSPORT GROU... DK0061141215	271.00	-1.45%	-4.00		24/04/19 16:59:36	15,733 4,266,483.00
NTR HOLDING B A/S DK0010027671	4.02	-0.99%	-0.04		24/04/18 13:21:41	38 152.76
OERSTED A/S DK0060094928	385.10	-1.10%	-4.30		24/04/19 16:59:44	890,579 342,562,103.80
ORPHAZYME A/S DK0062502894	1,047.00	-4.80%	-52.80		24/04/19 16:32:37	66 67,663.90
PANDORA A/S DK0060252690	1,082.00	0.70%	7.50		24/04/19 16:59:31	149,064 161,595,006.75
PARK STREET A/S 'A' DK0010158500	11.50	4.55%	0.50		24/04/18 13:30:40	3,015 34,853.30
PARKEN SPORT & ENTERTAINM... DK0010237643	122.00	1.67%	2.00		24/04/19 16:51:57	5,727 699,753.50
PER AARSLEFF HOLDING B A/... DK0060700516	320.00	0.95%	3.00		24/04/19 16:59:35	6,874 2,179,102.00

PHARMA EQUITY GROUP A/S '... DK0061155009	0.299	-0.33% -0.00		24/04/19 16:24:07	1,244,804 361,852.57
PRIME OFFICE A/S DK0060137594	173.00	-1.70% -3.00		24/04/19 12:55:30	550 95,150.00
RIAS B A/S DK0010125848	650.00	-2.99% -20.00		24/04/19 14:18:59	282 183,060.00
RINGKJØBING LANDBOBANK A/... DK0060854669	1,214.00	-0.33% -4.00		24/04/19 16:59:36	20,604 24,997,789.00
ROBLON B A/S DK0060485019	81.00	-1.22% -1.00		24/04/19 14:19:51	1,235 100,035.00
ROCKWOOL A/S SER. 'A' DK0010219070	2,210.00	0.45% 10.00		24/04/19 16:59:55	4,014 8,800,950.00
ROCKWOOL A/S SER. 'B' DK0010219153	2,228.00	0.81% 18.00		24/04/19 16:59:41	41,860 92,729,919.00
ROVSING A/S DK0061152170	37.60	-0.53% -0.20		24/04/19 16:33:32	45 1,692.00
ROYAL UNIBREW A/S DK0060634707	520.00	18.07% 79.60	█	24/04/19 16:59:47	840,477 425,510,954.85
RTX A/S DK0010267129	95.00	0.42% 0.40		24/04/19 16:51:27	7,179 680,457.60
SAS AB SE0003366871	0.0162	1.25% 0.00	█	24/04/19 16:45:30	5,710,494 90,257.94
SCANDINAVIAN BRAKE SYSTEM... DK0060042612	11.65	0.00% 0.00		24/04/19 10:49:33	1,161 13,525.65
SCANDINAVIAN INVESTMENT G... DK0060038933	3.20	1.27% 0.04	█	24/04/19 11:51:13	16,567 52,883.06
SCANDINAVIAN TOBACCO GROU... DK0060696300	111.80	1.08% 1.20	█	24/04/19 16:59:32	205,207 22,808,526.79
SCHOUW & CO. A/S DK0010253921	514.00	-0.19% -1.00		24/04/19 16:59:47	10,595 5,435,957.50
SILKEBORG IF INVEST B A/S DK0010128008	23.20	0.00% 0.00		24/04/19 15:20:05	2,304 53,052.80
SIMCORP A/S DK0060495240	730.50	0.21% 1.50		23/10/30 16:59:53	7,893 5,742,123.50
SKAKO A/S DK0010231877	83.20	1.46% 1.20	█	24/04/19 14:03:05	4,858 407,562.00
SKJERN BANK A/S DK0010295922	180.00	0.56% 1.00		24/04/19 16:59:59	4,832 848,614.50
SOLAR B A/S DK0010274844	314.50	0.96% 3.00	█	24/04/19 16:59:39	8,467 2,652,259.00
SP GROUP A/S DK0061027356	209.00	-2.34% -5.00		24/04/19 16:59:54	6,700 1,404,121.50
SPAR NORD BANK A/S DK0060036564	122.40	-0.49% -0.60		24/04/19 16:59:33	203,311 24,833,946.90