

## DENMARK OMXC CAPPED

ISIN: **DK0060488039** WKN:

-

## Overview

2022/08/16 17:05:00

Price

**1,435.8385**

DKK

Difference  **-0.52% (-7.51)**

## General attributes

ISIN DK0060488039

Symbol -

Country Denmark

Instruments in index 117

Type of index -

Security type Index

## Market data

Open 1,441.7629 DKK

High 1,446.9534 DKK






Low 1,434.0926 DKK

Close (prev. day) 1,443.3500 DKK

Trading volume (m) -

Volume (pcs) -

## Top 5

Name	Price	+ - (%)	Trend
ZEALAND PH...	141.40	+13.76	
DFDS A/S	305.40	+8.92	
DAMPSKIBSS...	358.00	+6.61	
JYSKE BANK...	397.00	+6.41	
NEWCAP HOL...	0.36	+5.88	

Intraday 1w 1m 6m 1y 3y

## Flop 5

Name	Price	+ - (%)	Trend
DEMANT A/S	243.40	-10.84	
GN STORE N...	236.90	-7.06	
BLUE VISIO...	0.75	-6.25	
PANDORA A/...	501.20	-6.14	
SAS AB	0.7176	-4.01	

Intraday 1w 1m 6m 1y 3y

5y



Information about previous performance does not guarantee future performance.

Source: FactSet

## Recent research

## on market

Date	Headline	Download
2022/08/08	 Global Equity Ratings	
2022/08/08	 Aktienempfehlungen Global	
2022/07/25	 Aktienempfehlungen Global	
2022/07/19	 Aktienempfehlungen Global	
2022/07/19	 Baltics Outlook   Steering economies through diffi...	

**Futures and Options**

**Related Futures** -

**Related Options** -

## Details

2022/08/16 17:05:00

## Price

**1,435.8385**

DKK

Difference  **-0.52% (-7.51)**

## General attributes

ISIN	DK0060488039
Symbol	-
Country	Denmark
Security type	Index
Instruments in index	117

## Market data

Open	1,441.7629 DKK
High	1,446.9534 DKK
Low	1,434.0926 DKK
Close (prev. day)	1,443.3500 DKK
Trading volume (m)	-
Volume (pcs)	-

## Performance and Risk

	6m	1y	3y
Perf (%)	-0.52%	-10.98%	+49.22%
Perf (abs.)	-7.54	-177.13	+473.59
Beta	-	-	-
Volatility	22.60	21.34	19.63



Information about previous performance does not guarantee future performance.  
Source: FactSet

## Price data

Ø price 5 days   Ø volume 5 days (pcs.)	1,444.3797 DKK (0)
Ø price 30 days   Ø volume 30 days (pcs.)	1,403.8830 DKK (0)
Ø price 100 days   Ø volume 100 days (pcs.)	1,401.7236 DKK (0)
Ø price 250 days   Ø volume 250 days (pcs.)	1,479.7031 DKK (0)
YTD High   date	1,623.0467 DKK (2022/01/04)
YTD Low   date	1,269.3003 DKK (2022/06/17)
52 Weeks High   date	1,641.9410 DKK (2021/09/07)
52 Weeks Low   date	1,269.3003 DKK (2022/06/17)

## Composition

Name  ISIN	Price	Diff %  Diff +/-	Performance 	Date Time	Turnover Pc.  Turnover Money 
A.P. MOLLER-MAERSK A/S CL... DK0010244425	19,980.00	1.63% 320.00		22/08/16 16:59:41	3,332 66,623,910.00
A.P. MOLLER-MAERSK B DK0010244508	20,210.00	1.58% 315.00		22/08/16 16:59:55	15,640 316,207,750.00
AALBORG BOLDSPILKLUB A/S DK0060868966	43.00	-1.38% -0.60		22/08/16 16:13:31	1,323 57,158.20
AGAT EJENDOMME A/S DK0010258995	2.14	-0.47% -0.01		22/08/16 16:41:31	25,000 38,613.50
AGF A/S CLASS B DK0010263722	0.602	4.15% 0.02		22/08/16 16:43:15	1,524,127 894,554.74
ALK-ABELLÓ B A/S DK0061802139	144.00	-0.35% -0.50		22/08/16 16:59:32	179,051 25,858,559.65
ALM BRAND A/S DK0015250344	11.50	2.40% 0.27		22/08/16 16:59:45	1,000,032 11,398,379.49
AMBU A/S DK0060946788	75.72	-2.97% -2.32		22/08/16 16:59:34	923,445 70,682,845.58
ATLANTIC PETROLEUM P/F FO000A0DN9X4	8.52	-3.18% -0.28		22/08/16 16:07:44	25,913 225,408.86
BANG & OLUFSEN A/S DK0010218429	14.75	-2.38% -0.36		22/08/16 16:59:59	178,580 2,662,321.85
BANKNORDIK P/F FO0000000088	127.00	-0.78% -1.00		22/08/16 16:59:48	7,611 964,708.50
BAVARIAN NORDIC A/S DK0015998017	355.50	4.41% 15.00		22/08/16 16:59:45	1,127,741 403,842,212.90
BIOPORTO A/S DK0011048619	1.76	2.92% 0.05		22/08/16 16:59:52	554,648 969,915.91
BLUE VISION A/S 'A' DK0061155009	0.75	-6.25% -0.05		22/08/16 11:39:43	30,000 22,500.00
BRD. KLEE B A/S DK0010129089	3,700.00	-3.14% -120.00		22/08/15 11:58:37	6 22,200.00
BRODRENE HARTMANN A/S DK0010256197	301.50	-1.79% -5.50		22/08/16 16:50:22	1,023 306,454.00
BRØNDBYERNES IF FODBOLD A... DK0010247956	0.589	-0.17% -0.00		22/08/16 15:26:29	89,731 52,652.70
CARLSBERG A A/S DK0010181676	1,230.00	2.93% 35.00		22/08/16 16:47:56	256 311,990.00
CARLSBERG A/S SER. 'B' DK0010181759	959.80	-0.17% -1.60		22/08/16 16:59:42	92,898 89,355,424.50
CBRAIN A/S DK0060030286	206.40	-2.55% -5.40		22/08/16 16:59:34	22,169 4,606,657.60
CEMAT A/S DK0010271584	0.804	-1.71% -0.01		22/08/16 16:54:45	13,760 11,094.91
CHEMOMETEC A/S DK0060055861	845.00	-1.80% -15.50		22/08/16 16:59:49	23,608 20,177,357.75
CHRISTIAN HANSEN HOLDING ... DK0060227585	475.90	-1.53% -7.40		22/08/16 16:59:54	125,644 60,045,466.40

COLOPLAST A/S SER. B DK0060448595	828.60	-2.10% -17.80		22/08/16 16:59:50	209,610 175,047,707.60
COLUMBUS A/S DK0010268366	8.47	-0.35% -0.03		22/08/16 16:59:40	31,098 261,175.67
DAMPSKIBSSELSKABET NORDEN... DK0060083210	358.00	6.61% 22.20	█	22/08/16 16:59:41	222,899 78,954,181.50
DANSKE ANDELKASSERS BANK... DK0060299063	10.75	0.47% 0.05		22/08/16 16:53:52	4,313 46,219.60
DANSKE BANK A/S DK0010274414	103.45	2.12% 2.15	█	22/08/16 16:59:55	1,429,575 147,689,312.04
DANTAX A/S DK0015205637	470.00	2.17% 10.00	█	22/08/16 11:01:59	128 59,710.00
DEMANT A/S DK0060738599	243.40	-10.84% -29.60		22/08/16 16:59:33	1,055,655 262,571,985.35
DFDS A/S DK0060655629	305.40	8.92% 25.00	█	22/08/16 16:59:51	327,099 98,380,227.90
DJURSLANDS BANK A/S DK0060136273	330.00	-0.60% -2.00		22/08/16 16:54:45	665 219,550.00
DSV A/S DK0060079531	1,223.00	-0.97% -12.00		22/08/16 16:59:41	244,491 300,001,262.25
EAC INVEST A/S DK0061277894	12,200.00	5.17% 600.00	█	22/08/16 13:11:59	11 133,600.00
FAST EJENDOM DANMARK A/S DK0060522746	133.00	-3.62% -5.00		22/08/16 15:48:41	506 67,908.00
FIRSTFARMS A/S DK0060056166	81.40	-0.25% -0.20		22/08/16 16:44:17	1,505 120,719.40
FLSMIDTH & CO. A/S DK0010234467	203.00	1.45% 2.90	█	22/08/16 16:59:44	84,757 17,150,192.50
FLUGGER GROUP A/S SER. B DK0010218189	514.00	-1.15% -6.00		22/08/16 16:48:35	116 60,074.00
FYNISKE BANK A/S DK0060520377	129.00	0.78% 1.00		22/08/16 13:09:14	100 12,913.50
GABRIEL HOLDING A/S DK0060124691	555.00	0.00% 0.00		22/08/16 14:48:36	100 55,500.00
GENMAB A/S DK0010272202	2,649.00	-1.60% -43.00		22/08/16 16:59:57	81,147 215,609,156.50
GERMAN HIGH STREET PROPER... DK0060093524	138.00	-6.76% -10.00		22/08/15 10:00:30	5 690.00
GLUNZ & JENSEN HOLDING A/... DK0010249309	80.00	-0.62% -0.50		22/08/12 13:15:21	1,096 87,680.00
GN STORE NORD A/S DK0010272632	236.90	-7.06% -18.00		22/08/16 16:59:44	1,298,659 313,144,553.80
GRØNLANDSBANKEN A/S DK0010230630	620.00	0.81% 5.00	█	22/08/16 12:37:57	200 124,000.00
GYLDENDAL A A/S DK0010247527	2,200.00	-3.51% -80.00		22/08/04 11:41:34	5 11,080.00
GYLDENDAL B A/S DK0010247600	450.00	2.27% 10.00	█	22/08/16 15:42:40	24 10,844.00
H+H INTERNATIONAL A/S DK0015202451	150.40	-0.79% -1.20		22/08/16 16:59:41	13,662 2,084,407.20
HARBOES BRYGGERI B A/S DK0060014751	72.20	-2.70% -2.00		22/08/16 16:42:49	2,296 165,914.00
HVIDBJERG BANK A/S DK0060135978	104.00	0.00% 0.00		22/08/16 16:54:45	1,968 205,290.00
INTERMAIL B A/S	17.00	3.66%	█	22/08/16	1,508

DK0010212224		0.60		16:59:34	26,043.10
ISS A/S	143.45	1.67%		22/08/16	405,984
DK0060542181		2.35		16:59:32	58,145,301.94
JEUDAN A/S	297.00	0.68%		22/08/16	2,398
DK0061282464		2.00		16:59:34	713,522.00
JYSKE BANK A/S	397.00	6.41%		22/08/16	536,651
DK0010307958		23.90		16:59:58	213,391,257.10
KREDITBANKEN A/S	4,020.00	-0.50%		22/08/16	10
DK0010253764		-20.00		10:09:51	40,320.00
KØBENHAVNS LUFTHAVNE A/S	6,400.00	-1.23%		22/08/16	7
DK0010201102		-80.00		16:59:59	44,940.00
LOLLANDS BANK A/S	604.00	1.68%		22/08/16	99
DK0060000107		10.00		12:06:19	59,198.00
LUXOR B A/S	765.00	-1.92%		22/08/16	1
DK0010213628		-15.00		15:47:38	765.00
LÅN OG SPAR BANK A/S	655.00	1.55%		22/08/16	25
DK0010201532		10.00		16:50:55	16,375.00
MATAS A/S	76.75	0.46%		22/08/16	88,654
DK0060497295		0.35		16:59:32	6,722,623.25
MT HOJGAARD HOLDING A/S C...	138.50	3.75%		22/08/16	2,804
DK0010255975		5.00		16:40:47	383,775.00
MØNS BANK A/S	219.00	1.86%		22/08/16	1,880
DK0060133841		4.00		15:47:13	409,925.00
NETCOMPANY GROUP A/S	325.60	-3.38%		22/08/16	457,195
DK0060952919		-11.40		16:59:49	150,092,823.00
NEWCAP HOLDING A/S	0.36	5.88%		22/08/16	372,165
DK0010212570		0.02		09:27:11	133,250.78
NILFISK HOLDING A/S DKK20	182.60	-0.65%		22/08/16	7,744
DK0060907293		-1.20		16:59:58	1,420,155.80
NKT A/S	387.00	0.94%		22/08/16	87,690
DK0010287663		3.60		16:59:59	33,498,807.00
NNIT A/S DKK10	72.40	-0.55%		22/08/16	46,483
DK0060580512		-0.40		16:59:56	3,477,390.20
NORDEA BANK ABP	73.52	1.81%		22/08/16	671,110
FI4000297767		1.31		16:59:42	49,294,944.00
NORDFYNS BANK A/S	235.00	0.86%		22/08/16	352
DK0061295441		2.00		09:54:12	82,376.00
NORDIC SHIPHOLDING A/S	0.0932	-0.21%		22/08/16	48,661
DK0060083996		-0.00		15:59:36	4,579.93
NORTH MEDIA A/S	79.10	-1.49%		22/08/16	9,861
DK0010270347		-1.20		16:59:33	788,514.60
NOVO-NORDISK AS B	769.80	-0.86%		22/08/16	1,323,803
DK0060534915		-6.70		16:59:55	1,022,800,894.85
NOVOZYMES A/S SER. B	452.30	-2.27%		22/08/16	210,213
DK0060336014		-10.50		16:59:33	95,232,346.70
NTG NORDIC TRANSPORT GROU...	374.50	-0.93%		22/08/16	25,417
DK0061141215		-3.50		16:59:42	9,536,814.50
NTR HOLDING B A/S	5.05	5.65%		22/08/16	27,888
DK0010027671		0.27		16:29:12	140,140.57
OERSTED A/S	802.00	0.01%		22/08/16	421,725
DK0060094928		0.10		16:59:39	338,100,981.60
ORPHAZYME A/S	1.645	0.00%		22/08/16	18,124
DK0060910917		0.00		16:59:40	30,725.88
PANDORA A/S	501.20	-6.14%		22/08/16	1,145,976
DK0060252690		-32.80		16:59:31	576,147,674.15

PARK STREET A/S 'A' DK0010158500	14.40	2.13% 0.30	■	22/08/16 16:12:17	1,301 18,344.40
PARKEN SPORT & ENTERTAINM... DK0010237643	86.20	2.13% 1.80	■	22/08/16 16:59:34	3,310 283,115.80
PER AARSLEFF HOLDING B A/... DK0060700516	224.00	-1.10% -2.50		22/08/16 16:59:48	10,914 2,464,437.50
PRIME OFFICE A/S DK0060137594	242.00	-3.20% -8.00		22/08/16 11:41:23	45 10,890.00
RIAS B A/S DK0010125848	615.00	-0.81% -5.00		22/08/16 15:48:11	6 3,690.00
RINGKJØBING LANDBOBANK A/... DK0060854669	807.00	0.75% 6.00	■	22/08/16 16:59:49	27,392 22,125,239.50
ROBLON B A/S DK0060485019	173.00	-1.42% -2.50		22/08/16 15:45:31	1,092 191,267.00
ROCKWOOL A/S SER. 'A' DK0010219070	1,870.00	-0.43% -8.00		22/08/16 16:59:44	1,131 2,117,024.00
ROCKWOOL A/S SER. 'B' DK0010219153	1,882.00	0.24% 4.50	■	22/08/16 16:59:55	26,994 50,750,359.75
ROVSING A/S DK0061152170	59.80	-0.33% -0.20		22/08/16 12:15:56	77 4,575.80
ROYAL UNIBREW A/S DK0060634707	615.20	-0.68% -4.20		22/08/16 16:59:51	78,591 48,732,021.20
RTX A/S DK0010267129	158.00	1.54% 2.40	■	22/08/16 16:59:55	6,827 1,039,620.40
SANISTÅL A/S DK0010245661	85.20	0.47% 0.40	■	22/08/16 16:59:50	1,831 155,356.40
SAS AB SE0003366871	0.4974	-4.01% -0.02		22/08/16 16:59:32	21,979,650 11,073,027.78
SCANDINAVIAN BRAKE SYSTEM... DK0060042612	8.36	0.72% 0.06	■	22/08/16 09:41:39	600 5,043.84
SCANDINAVIAN INVESTMENT G... DK0060038933	3.15	-0.32% -0.01		22/08/16 16:51:52	55,621 169,559.86
SCANDINAVIAN TOBACCO GROU... DK0060696300	139.60	0.58% 0.80	■	22/08/16 16:59:31	81,096 11,294,751.35
SCHOUW & CO. A/S DK0010253921	552.00	-0.54% -3.00		22/08/16 16:59:33	18,378 10,168,063.50
SILKEBORG IF INVEST B A/S DK0010128008	22.80	-2.56% -0.60		22/08/16 16:59:59	1,948 45,020.60
SIMCORP A/S DK0060495240	494.40	-2.41% -12.20		22/08/16 16:59:43	95,829 47,936,745.90
SKAKO A/S DK0010231877	55.80	1.45% 0.80	■	22/08/16 16:53:31	3,055 167,432.20
SKJERN BANK A/S DK0010295922	110.50	-0.45% -0.50		22/08/16 16:53:52	4,706 521,354.00