

## XVIVO PERFUSION AB

ISIN: SE0004840718

WKN: -

## Overview

2022/08/19 17:29:45

## Price

198.80 SEK

Difference  -2.07% (-4.20)

## General attributes

ISIN SE0004840718

Symbol XVIVO

Exchange Nasdaq Stockholm

Currency SEK

Sector Chemical / Pharmaceutical / Health

Security type Stock

Market cap (m) 554 EUR

Benchmark OMX STOCKHOLM 30 INDEX

## Market data

Bid (Bid size) 199.80 SEK (39)

Ask (Ask size) 201.50 SEK (94)

Open 205.00 SEK

High 205.00 SEK

Low 195.80 SEK

Close (prev. day) 203.00 SEK

VWAP 200.128643 SEK

Volume (pcs) 14,022

Trading volume 2,793,075.40

Number of trades 292

Last size 78

## Futures and Options

Related Futures 0

Related Options -

5y






Information about previous performance does not guarantee future performance.

Source: FactSet

## Recent research

on sector

Date	Headline	Download
2022/08/19	 Equity Weekly	
2022/08/18	 Global Equity Ratings	
2022/08/18	 Aktienempfehlungen Global	
2022/08/08	 Global Equity Ratings	
2022/08/08	 Aktienempfehlungen Global	

## Details

2022/08/19 17:29:45

## Price

198.80 SEK

Difference  -2.07% (-4.20)

## General attributes

ISIN SE0004840718

Symbol XVIVO

Exchange Nasdaq Stockholm

Currency SEK

Sector Chemical / Pharmaceutical / Health

Security type Stock

Market cap (m) 554 EUR

Benchmark OMX STOCKHOLM 30 INDEX

## Market data

Bid (Bid size) 199.80 SEK (39)

Ask (Ask size) 201.50 SEK (94)

Open 205.00 SEK

High 205.00 SEK

Low 195.80 SEK

Close (prev. day) 203.00 SEK

VWAP 200.128643 SEK

Volume (pcs) 14,022

Trading volume 2,793,075.40

Number of trades 292

Last size 78

## Performance and Risk

	6m	1y	3y
Perf (%)	-17.85%	-51.63%	+14.12%
Perf (abs.)	-43.20	-212.20	+24.60
Beta	-	-	-
Volatility	53.30	53.53	48.51

5y



Information about previous performance does not guarantee future performance.  
Source: FactSet

## Price data

Ø price 5 days   Ø volume 5 days (pcs.)	209.36 SEK (11,872)
Ø price 30 days   Ø volume 30 days (pcs.)	220.51 SEK (9,627)
Ø price 100 days   Ø volume 100 days (pcs.)	232.27 SEK (16,829)
Ø price 250 days   Ø volume 250 days (pcs.)	277.75 SEK (35,752)
YTD High   date	312.50 SEK (2022/02/02)
YTD Low   date	195.80 SEK (2022/08/19)
52 Weeks High   date	455.00 SEK (2021/09/06)
52 Weeks Low   date	195.80 SEK (2022/08/19)

## Arbitrage views

Exchange 	Date	Time	Price	Trading volume (mio.)	Number of trades
Stuttgart	2022/08/19	12:25	18.52 EUR	0.00	7
Nasdaq Stockholm	2022/08/19	17:29	198.80 SEK	2.79	292
Munich	2022/08/19	08:05	19.48 EUR	0.00	1
London Stock Exchange	2022/06/01	15:44	245.75 SEK	0.49	1
Frankfurt	2022/08/19	08:03	18.74 EUR	0.00	1

	19						
FINRA other OTC Issues	2022/08/ 18	15:30	20.2499 USD	0.00		1	
Berlin	2022/08/ 19	21:34	18.70 EUR	0.00		15	

## Company profile

### Company Logo



### Company Profile

-

### Contact Details

XVIVO PERFUSION

--

----

Telefon: -

Fax: -

E-mail: -