

CANADA CARBON INC

ISIN: CA1348281025 WKN: -

Overview

2024/07/25 21:18:05

Price
0.03 CADDifference  0.00% (0.00)

General attributes

ISIN	CA1348281025
Symbol	CCB
Exchange	TSX Venture Exchange
Currency	CAD
Sector	Industry
Security type	Stock
Market cap (m)	4 EUR
Benchmark	S&P/TSX 60 INDEX

Market data

Bid (Bid size)	0.03 CAD (101,000)
Ask (Ask size)	0.035 CAD (257,000)
Open	0.03 CAD
High	0.03 CAD
Low	0.03 CAD
Close (prev. day)	0.03 CAD
VWAP	0.03 CAD
Volume (pcs)	33,000
Trading volume	990.00
Number of trades	2
Last size	8,000

Futures and Options











Related Futures	-
Related Options	-

5y



Information about previous performance does not guarantee future performance.
Source: FactSet

Recent research

on sector			
Date		Headline	Download
2024/07/26		Equity Weekly	
2024/07/24		Global Equity Ratings	
2024/07/24		Aktienempfehlungen Global	
2024/07/15		Aktienempfehlungen Global	
2024/07/12		Global Equity Ratings	

Details

2024/07/25 21:18:05

Price

0.03 CAD

Difference ↔ 0.00% (0.00)

General attributes

ISIN	CA1348281025
Symbol	CCB
Exchange	TSX Venture Exchange
Currency	CAD
Sector	Industry
Security type	Stock
Market cap (m)	4 EUR
Benchmark	S&P/TSX 60 INDEX

Market data

Bid (Bid size)	0.03 CAD (101,000)
Ask (Ask size)	0.035 CAD (257,000)
Open	0.03 CAD
High	0.03 CAD
Low	0.03 CAD
Close (prev. day)	0.03 CAD
VWAP	0.03 CAD
Volume (pcs)	33,000
Trading volume	990.00
Number of trades	2
Last size	8,000

Performance and Risk

	6m	1y	3y
Perf (%)	-14.29%	-45.45%	-76.00%
Perf (abs.)	-0.01	-0.03	-0.10
Beta	-0.06	0.77	0.98
Volatility	181.82	172.95	144.73

5y



Information about previous performance does not guarantee future performance.
Source: FactSet

Price data

Ø price 5 days Ø volume 5 days (pcs.)	0.03 CAD (193,538)
Ø price 30 days Ø volume 30 days (pcs.)	0.03 CAD (103,791)
Ø price 100 days Ø volume 100 days (pcs.)	0.05 CAD (104,321)
Ø price 250 days Ø volume 250 days (pcs.)	0.04 CAD (132,779)
YTD High date	0.07 CAD (2024/04/05)
YTD Low date	0.03 CAD (2024/06/12)
52 Weeks High date	0.07 CAD (2023/07/28)
52 Weeks Low date	0.02 CAD (2023/11/30)

All listings for CANADA CARBON INC

Exchange ↕	Date	Time	Price	Trading volume (mio.)	Number of trades
TSX Venture Exchange	2024/07/25	21:18	0.03 CAD	0.00	2
Stuttgart	2024/07/26	14:44	0.016 EUR	0.00	5
Munich	2024/07/26	08:02	0.0185 EUR	0.00	1
Frankfurt	2024/07/26	08:10	0.016 EUR	0.00	2
FINRA other OTC	2024/07/26	16:14	0.0204 USD	0.00	6

Issues	23					
Berlin	2024/07/26	20:48	0.023	EUR	0.00	20

Company profile

Company Logo

Contact Details

CANADA CARBON

--

Telefon: -

Fax: -

E-mail: -

Company Profile

-