

## IMC S.A.

ISIN: LU0607203980

WKN: -

## Overview

2020/04/08 12:03:03

## Price

10.90 PLN

Difference  -20.73% (-2.85)

## General attributes

|                |                       |
|----------------|-----------------------|
| ISIN           | LU0607203980          |
| Symbol         | IMC                   |
| Exchange       | London Stock Exchange |
| Currency       | PLN                   |
| Sector         | Consumer Products     |
| Security type  | Stock                 |
| Market cap (m) | 100 EUR               |
| Benchmark      | EURO STOXX 50         |


## Market data

|                   |           |
|-------------------|-----------|
| Bid (Bid size)    | -         |
| Ask (Ask size)    | -         |
| Open              | 10.90 PLN |
| High              | 10.90 PLN |
| Low               | 10.90 PLN |
| Close (prev. day) | 13.75 PLN |
| VWAP              | 10.90 PLN |
| Volume (pcs)      | 2,500     |
| Trading volume    | 27,250.00 |
| Number of trades  | 3         |
| Last size         | 1,500     |

## Futures and Options

|                 |   |
|-----------------|---|
| Related Futures | - |
| Related Options | - |






5y



Information about previous performance does not guarantee future performance.

Source: FactSet

## Recent research

| on sector  |   | on market                 |   |
|------------|---|---------------------------|---|
| Date       |   | Headline                  | Download  |
| 2024/07/26 |  | Equity Weekly             |  |
| 2024/07/24 |  | Global Equity Ratings     |  |
| 2024/07/24 |  | Aktienempfehlungen Global |  |
| 2024/07/15 |  | Aktienempfehlungen Global |  |
| 2024/07/12 |  | Equity Weekly             |  |

## Details

2020/04/08 12:03:03

### Price

10.90 PLN

**Difference** ▼ -20.73% (-2.85)

### General attributes

|                |                       |
|----------------|-----------------------|
| ISIN           | LU0607203980          |
| Symbol         | IMC                   |
| Exchange       | London Stock Exchange |
| Currency       | PLN                   |
| Sector         | Consumer Products     |
| Security type  | Stock                 |
| Market cap (m) | 100 EUR               |
| Benchmark      | EURO STOXX 50         |


### Market data

|                   |           |
|-------------------|-----------|
| Bid (Bid size)    | -         |
| Ask (Ask size)    | -         |
| Open              | 10.90 PLN |
| High              | 10.90 PLN |
| Low               | 10.90 PLN |
| Close (prev. day) | 13.75 PLN |
| VWAP              | 10.90 PLN |
| Volume (pcs)      | 2,500     |
| Trading volume    | 27,250.00 |
| Number of trades  | 3         |
| Last size         | 1,500     |

### Performance and Risk

|             | 6m    | 1y    | 3y   |
|-------------|-------|-------|------|
| Perf (%)    | -     | -     | -    |
| Perf (abs.) | -     | -     | -    |
| Beta        | -0.37 | -0.01 | 0.91 |
| Volatility  | -     | -     | -    |

5y



Information about previous performance does not guarantee future performance.  
Source: FactSet

### Price data

|   |           |
|---|-----------|
| Ø price 5 days   Ø volume 5 days (pcs.)     | - PLN (-) |
| Ø price 30 days   Ø volume 30 days (pcs.)   | - PLN (-) |
| Ø price 100 days   Ø volume 100 days (pcs.) | - PLN (-) |
| Ø price 250 days   Ø volume 250 days (pcs.) | - PLN (-) |
| YTD High   date                             | - PLN (-) |
| YTD Low   date                              | - PLN (-) |
| 52 Weeks High   date                        | - PLN (-) |
| 52 Weeks Low   date                         | - PLN (-) |

### All listings for IMC S.A.

| Exchange              | Date       | Time  | Price     | Trading volume (mio.) | Number of trades |
|-----------------------|------------|-------|-----------|-----------------------|------------------|
| Stuttgart             | 2024/07/26 | 08:20 | 2.54 EUR  | 0.00                  | 3                |
| Munich                | 2024/07/26 | 08:04 | 2.68 EUR  | 0.00                  | 2                |
| London Stock Exchange | 2020/04/08 | 12:03 | 10.90 PLN | 0.03                  | 3                |
| Frankfurt             | 2024/07/26 | 08:03 | 2.68 EUR  | 0.00                  | 2                |
| Berlin                | 2024/07/26 | 08:04 | 2.68 EUR  | 0.00                  | 3                |



## Company profile

### Company Logo



### Company Profile

-

### Contact Details

IMC S.A.

--

----

Telefon: -

Fax: -

E-mail: -