

IMC S.A.

ISIN: LU0607203980

WKN: -

Overview

2020/04/08 12:03:03

Price

10.90 PLN

Difference  -20.73% (-2.85)

General attributes

| | |
|----------------|-----------------------|
| ISIN | LU0607203980 |
| Symbol | IMC |
| Exchange | London Stock Exchange |
| Currency | PLN |
| Sector | Consumer Products |
| Security type | Stock |
| Market cap (m) | 100 EUR |
| Benchmark | EURO STOXX 50 |


Market data

| | |
|-------------------|-----------|
| Bid (Bid size) | - |
| Ask (Ask size) | - |
| Open | 10.90 PLN |
| High | 10.90 PLN |
| Low | 10.90 PLN |
| Close (prev. day) | 13.75 PLN |
| VWAP | 10.90 PLN |
| Volume (pcs) | 2,500 |
| Trading volume | 27,250.00 |
| Number of trades | 3 |
| Last size | 1,500 |

Futures and Options











| | |
|-----------------|---|
| Related Futures | - |
| Related Options | - |

5y



Information about previous performance does not guarantee future performance.
Source: FactSet

Recent research

| on sector | | on market | |
|------------|---|---------------------------|---|
| Date | | Headline | Download |
| 2024/07/26 |  | Equity Weekly |  |
| 2024/07/24 |  | Global Equity Ratings |  |
| 2024/07/24 |  | Aktienempfehlungen Global |  |
| 2024/07/15 |  | Aktienempfehlungen Global |  |
| 2024/07/12 |  | Equity Weekly |  |

Details

2020/04/08 12:03:03

Price

10.90 PLN

Difference ▼ -20.73% (-2.85)

General attributes

| | |
|----------------|-----------------------|
| ISIN | LU0607203980 |
| Symbol | IMC |
| Exchange | London Stock Exchange |
| Currency | PLN |
| Sector | Consumer Products |
| Security type | Stock |
| Market cap (m) | 100 EUR |
| Benchmark | EURO STOXX 50 |

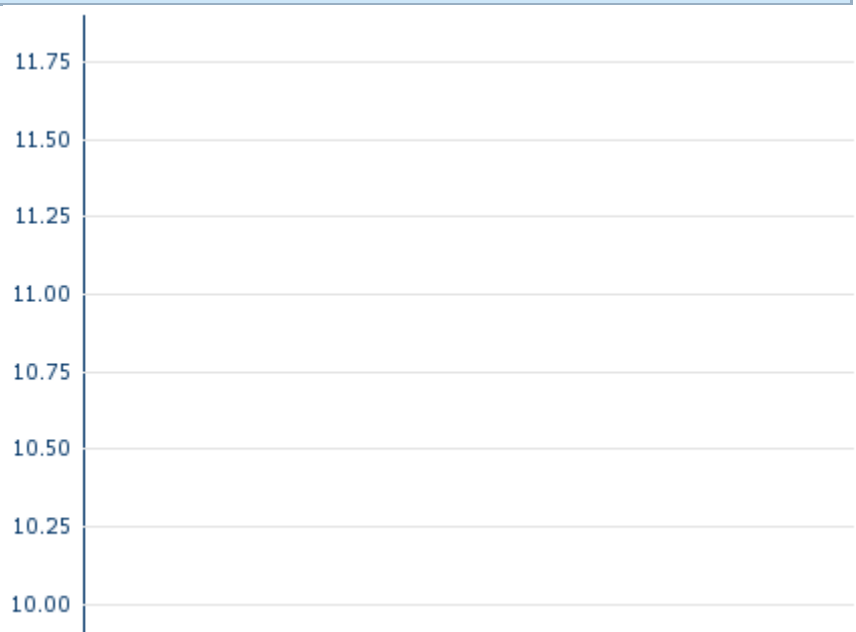
Market data

| | |
|-------------------|-----------|
| Bid (Bid size) | - |
| Ask (Ask size) | - |
| Open | 10.90 PLN |
| High | 10.90 PLN |
| Low | 10.90 PLN |
| Close (prev. day) | 13.75 PLN |
| VWAP | 10.90 PLN |
| Volume (pcs) | 2,500 |
| Trading volume | 27,250.00 |
| Number of trades | 3 |
| Last size | 1,500 |

Performance and Risk

| | 6m | 1y | 3y |
|-------------|-------|-------|------|
| Perf (%) | - | - | - |
| Perf (abs.) | - | - | - |
| Beta | -0.37 | -0.01 | 0.91 |
| Volatility | - | - | - |

5y



Information about previous performance does not guarantee future performance.
Source: FactSet

Price data

| | |
|---|-----------|
| Ø price 5 days Ø volume 5 days (pcs.) | - PLN (-) |
| Ø price 30 days Ø volume 30 days (pcs.) | - PLN (-) |
| Ø price 100 days Ø volume 100 days (pcs.) | - PLN (-) |
| Ø price 250 days Ø volume 250 days (pcs.) | - PLN (-) |
| YTD High date | - PLN (-) |
| YTD Low date | - PLN (-) |
| 52 Weeks High date | - PLN (-) |
| 52 Weeks Low date | - PLN (-) |

All listings for IMC S.A.

| Exchange | Date | Time | Price | Trading volume (mio.) | Number of trades |
|-----------------------|------------|-------|-----------|-----------------------|------------------|
| Stuttgart | 2024/07/26 | 08:20 | 2.54 EUR | 0.00 | 3 |
| Munich | 2024/07/26 | 08:04 | 2.68 EUR | 0.00 | 2 |
| London Stock Exchange | 2020/04/08 | 12:03 | 10.90 PLN | 0.03 | 3 |
| Frankfurt | 2024/07/26 | 08:03 | 2.68 EUR | 0.00 | 2 |
| Berlin | 2024/07/26 | 08:04 | 2.68 EUR | 0.00 | 3 |

Company profile

Company Logo



Company Profile

-

Contact Details

IMC S.A.

--

Telefon: -

Fax: -

E-mail: -