

NEKKAR ASA

ISIN: NO0003049405

WKN: -

Overview

2024/07/18 18:00:00

Price

11.45 NOK

Difference  -3.78% (-0.45)

General attributes

ISIN	NO0003049405
Symbol	NKR
Exchange	First North Stockholm
Currency	NOK
Sector	Technology
Security type	Stock
Market cap (m)	108 EUR
Benchmark	NORWAY OSLO BORS ALL SHARE(TRG)

Market data

Bid (Bid size)	11.30 NOK (15,000)
Ask (Ask size)	11.70 NOK (2,500)
Open	11.50 NOK
High	11.50 NOK
Low	11.45 NOK
Close (prev. day)	11.90 NOK
VWAP	11.4577 NOK
Volume (pcs)	414
Trading volume	4,743.50
Number of trades	2
Last size	-





Futures and Options

Related Futures	-
Related Options	-



Information about previous performance does not guarantee future performance.
Source: FactSet

Recent research

on sector	Date	Headline	Download
	2024/07/15	 Aktienempfehlungen Global	
	2024/07/12	 Global Equity Ratings	
	2024/07/09	 Aktienempfehlungen Österreich	
	2024/07/05	 Equity Weekly	
	2024/06/24	 Aktienempfehlungen Österreich	

Details

2024/07/18 18:00:00

Price

11.45 NOK

Difference 📉 -3.78% (-0.45)

General attributes

ISIN	NO0003049405
Symbol	NKR
Exchange	First North Stockholm
Currency	NOK
Sector	Technology
Security type	Stock
Market cap (m)	108 EUR
Benchmark	NORWAY OSLO BORS ALL SHARE(TRG)

Market data

Bid (Bid size)	11.30 NOK (15,000)
Ask (Ask size)	11.70 NOK (2,500)
Open	11.50 NOK
High	11.50 NOK
Low	11.45 NOK
Close (prev. day)	11.90 NOK
VWAP	11.4577 NOK
Volume (pcs)	414
Trading volume	4,743.50
Number of trades	2
Last size	-

Performance and Risk

	6m	1y	3y
Perf (%)	+17.95%	+83.71%	+33.88%
Perf (abs.)	+1.75	+5.24	+2.91
Beta	-0.44	0.22	0.48
Volatility	74.66	69.67	64.76

5y



Information about previous performance does not guarantee future performance.
Source: FactSet

Price data

Ø price 5 days Ø volume 5 days (pcs.)	11.70 NOK (583)
Ø price 30 days Ø volume 30 days (pcs.)	10.71 NOK (442)
Ø price 100 days Ø volume 100 days (pcs.)	9.89 NOK (1,704)
Ø price 250 days Ø volume 250 days (pcs.)	9.19 NOK (1,476)
YTD High date	12.05 NOK (2024/07/04)
YTD Low date	9.04 NOK (2024/05/21)
52 Weeks High date	12.05 NOK (2024/07/04)
52 Weeks Low date	6.17 NOK (2023/07/20)

Arbitrage views

Exchange 📍	Date	Time	Price	Trading volume (mio.)	Number of trades
Tradegate	2024/07/17	22:02	0.98 EUR	0.00	1
Stuttgart	2024/07/18	16:15	0.948 EUR	0.00	8
Munich	2024/07/18	08:11	0.992 EUR	0.00	2
London Stock Exchange	2018/05/17	18:04	6.28 NOK	0.00	1
Frankfurt	2024/07/17	17:21	0.896 EUR	0.00	6

	18					
First North Stockholm	2024/07/ 18	18:00	11.45 NOK	0.00		2
Duesseldorf	2024/07/ 18	19:30	0.892 EUR	0.00		4
Berlin	2024/07/ 18	20:20	0.948 EUR	0.00		16

Company profile

Company Logo



Company Profile

-

Contact Details

NEKKAR

--

Telefon: -

Fax: -

E-mail: -