

## STOLT-NIELSEN LTD

ISIN: **BMG850801025** WKN: -

## Overview

2024/04/25 12:47:56

Price  
469.00 NOKDifference  -2.49% (-12.00)

## General attributes

ISIN	BMG850801025
Symbol	SNI
Exchange	First North Stockholm
Currency	NOK
Sector	Transport
Security type	Stock
Market cap (m)	2,313 EUR
Benchmark	FTSE 100

## Market data

Bid (Bid size)	464.00 NOK (445)
Ask (Ask size)	479.00 NOK (220)
Open	469.00 NOK
High	469.00 NOK
Low	469.00 NOK
Close (prev. day)	481.00 NOK
VWAP	469.00 NOK
Volume (pcs)	500
Trading volume	132,727.00
Number of trades	3
Last size	66







## Futures and Options

Related Futures	-
Related Options	-



Information about previous performance does not guarantee future performance.  
Source: FactSet

## Recent research

on sector			
Date		Headline	Download
2024/04/26		Global Equity Ratings	
2024/04/26		Aktienempfehlungen Global	
2024/04/15		Aktienempfehlungen Österreich	
2024/04/03		Global Equity Ratings	
2024/04/03		Aktienempfehlungen Global	

## Details

2024/04/25 12:47:56

## Price

469.00 NOK

Difference ▼ -2.49% (-12.00)

## General attributes

ISIN	BMG850801025
Symbol	SNI
Exchange	First North Stockholm
Currency	NOK
Sector	Transport
Security type	Stock
Market cap (m)	2,313 EUR
Benchmark	FTSE 100

## Market data

Bid (Bid size)	464.00 NOK (445)
Ask (Ask size)	479.00 NOK (220)
Open	469.00 NOK
High	469.00 NOK
Low	469.00 NOK
Close (prev. day)	481.00 NOK
VWAP	469.00 NOK
Volume (pcs)	500
Trading volume	132,727.00
Number of trades	3
Last size	66

## Performance and Risk

	6m	1y	3y
Perf (%)	+29.56%	+35.75%	+264.70%
Perf (abs.)	+107.00	+123.50	+340.40
Beta	-0.18	0.33	0.72
Volatility	43.61	46.74	-

5y



Information about previous performance does not guarantee future performance.  
Source: FactSet

## Price data

Ø price 5 days   Ø volume 5 days (pcs.)	475.00 NOK (1,062)
Ø price 30 days   Ø volume 30 days (pcs.)	428.37 NOK (471)
Ø price 100 days   Ø volume 100 days (pcs.)	367.11 NOK (423)
Ø price 250 days   Ø volume 250 days (pcs.)	324.41 NOK (486)
YTD High   date	485.00 NOK (2024/04/18)
YTD Low   date	319.00 NOK (2024/01/02)
52 Weeks High   date	485.00 NOK (2024/04/18)
52 Weeks Low   date	240.00 NOK (2023/07/27)

## Arbitrage views

Exchange	Date	Time	Price	Trading volume (mio.)	Number of trades
Tradegate	2024/04/26	22:26	40.15 EUR	0.03	10
Stuttgart	2024/04/26	15:46	40.10 EUR	0.00	14
London Stock Exchange	2024/02/05	11:03	415.4588 NOK	0.13	1
Hanover	2024/04/26	08:05	40.10 EUR	0.00	3
Hamburg	2024/04/26	16:20	40.00 EUR	0.00	2

	26					
Frankfurt	2024/04/ 26	09:32	40.35 EUR	0.01		1
First North Stockholm	2024/04/ 25	12:47	469.00 NOK	0.13		3
FINRA other OTC Issues	2024/04/ 23	18:40	41.91 USD	0.01		1
Duesseldorf	2024/04/ 26	19:30	39.90 EUR	0.00		7
Berlin	2024/04/ 26	08:11	40.10 EUR	0.00		2

## Company profile

### Company Logo



### Company Profile

-

### Contact Details

STOLT-NIELSEN

--

Kingsway 65 WC2B 6TD London

Telefon: +44 20 7611 8960

Fax: +44 20 7611 8965

E-mail: [investors@stolt.com](mailto:investors@stolt.com)