

SAGA PURE ASA

ISIN: NO0010572589 WKN: -

Overview

2024/01/19 10:51:47

Price
1.34 NOKDifference  -1.33% (-0.02)

General attributes

ISIN	NO0010572589
Symbol	SAGA
Exchange	First North Stockholm
Currency	NOK
Sector	Transport
Security type	Stock
Market cap (m)	54 EUR
Benchmark	NORWAY OSLO BORS ALL SHARE(TRG)

Market data

Bid (Bid size)	1.285 NOK (18,000)
Ask (Ask size)	1.32 NOK (33,750)
Open	1.34 NOK
High	1.34 NOK
Low	1.34 NOK
Close (prev. day)	1.358 NOK
VWAP	1.34 NOK
Volume (pcs)	2,583
Trading volume	3,461.22
Number of trades	1
Last size	2,583

Futures and Options






Related Futures	-
Related Options	-

5y



Information about previous performance does not guarantee future performance.
Source: FactSet

Recent research

on sector			
Date		Headline	Download
2024/06/24		Aktienempfehlungen Österreich	
2024/06/21		Global Equity Ratings	
2024/06/21		Aktienempfehlungen Global	
2024/06/14		Equity Weekly	
2024/06/14		Global Equity Ratings	

Details

2024/01/19 10:51:47

Price

1.34 NOK

Difference ▼ -1.33% (-0.02)

General attributes

ISIN	NO0010572589
Symbol	SAGA
Exchange	First North Stockholm
Currency	NOK
Sector	Transport
Security type	Stock
Market cap (m)	54 EUR
Benchmark	NORWAY OSLO BORS ALL SHARE(TRG)

Market data

Bid (Bid size)	1.285 NOK (18,000)
Ask (Ask size)	1.32 NOK (33,750)
Open	1.34 NOK
High	1.34 NOK
Low	1.34 NOK
Close (prev. day)	1.358 NOK
VWAP	1.34 NOK
Volume (pcs)	2,583
Trading volume	3,461.22
Number of trades	1
Last size	2,583

Performance and Risk

	6m	1y	3y
Perf (%)	-	-22.54%	-19.76%
Perf (abs.)	-	-0.39	-0.33
Beta	0.11	0.17	0.45
Volatility	19.36	47.93	96.93

5y



Information about previous performance does not guarantee future performance.
Source: FactSet

Price data

Ø price 5 days Ø volume 5 days (pcs.)	1.35 NOK (602)
Ø price 30 days Ø volume 30 days (pcs.)	- NOK (-)
Ø price 100 days Ø volume 100 days (pcs.)	1.37 NOK (324)
Ø price 250 days Ø volume 250 days (pcs.)	1.51 NOK (298)
YTD High date	- NOK (-)
YTD Low date	- NOK (-)
52 Weeks High date	1.70 NOK (2023/03/02)
52 Weeks Low date	1.34 NOK (2024/01/19)

Arbitrage views

Exchange	Date	Time	Price	Trading volume (mio.)	Number of trades
Tradegate	2024/06/25	22:02	0.111 EUR	0.00	1
Stuttgart	2024/06/26	15:31	0.103 EUR	0.00	9
Munich	2024/06/26	08:05	0.1095 EUR	0.00	1
London Stock Exchange	2023/11/27	15:03	1.316 NOK	0.01	1
Frankfurt	2024/06/26	09:05	0.0966 EUR	0.00	1

	26					
First North Stockholm	2024/01/ 19	10:51	1.34 NOK	0.00		1
Duesseldorf	2024/06/ 26	08:12	0.1085 EUR	0.00		1
Berlin	2024/06/ 26	17:00	0.1095 EUR	0.00		12

Company profile

Company Logo



Company Profile

-

Contact Details

SAGA PURE

--

Telefon: -

Fax: -

E-mail: -