

## CONTEXTVISION AB

ISIN: SE0014731154 WKN: -

## Overview

2024/04/22 13:50:50

Price  
6.22 NOKDifference  -4.01% (-0.26)

## General attributes

ISIN	SE0014731154
Symbol	CONTX
Exchange	First North Stockholm
Currency	NOK
Sector	Commerce
Security type	Stock
Market cap (m)	41 EUR
Benchmark	OMX STOCKHOLM 30 INDEX

## Market data

Bid (Bid size)	5.94 NOK (5,000)
Ask (Ask size)	6.16 NOK (1,355)
Open	6.22 NOK
High	6.22 NOK
Low	6.22 NOK
Close (prev. day)	6.48 NOK
VWAP	6.22 NOK
Volume (pcs)	5,000
Trading volume	31,100.00
Number of trades	1
Last size	5,000

## Futures and Options











Related Futures	-
Related Options	-

5y



Information about previous performance does not guarantee future performance.  
Source: FactSet

## Recent research

on sector			
Date		Headline	Download
2024/04/03		Global Equity Ratings	
2024/04/03		Aktienempfehlungen Global	
2024/03/13		Global Equity Ratings	
2024/03/13		Aktienempfehlungen Global	
2024/02/22		Aktienempfehlungen Global	

## Details

2024/04/22 13:50:50

Price  
6.22 NOKDifference ▼ -4.01% (-0.26)

## General attributes

ISIN	SE0014731154
Symbol	CONTX
Exchange	First North Stockholm
Currency	NOK
Sector	Commerce
Security type	Stock
Market cap (m)	41 EUR
Benchmark	OMX STOCKHOLM 30 INDEX

## Market data

Bid (Bid size)	5.94 NOK (5,000)
Ask (Ask size)	6.16 NOK (1,355)
Open	6.22 NOK
High	6.22 NOK
Low	6.22 NOK
Close (prev. day)	6.48 NOK
VWAP	6.22 NOK
Volume (pcs)	5,000
Trading volume	31,100.00
Number of trades	1
Last size	5,000

## Performance and Risk

	6m	1y	3y
Perf (%)	-20.87%	-23.96%	-72.48%
Perf (abs.)	-1.64	-1.96	-16.38
Beta	-0.52	-0.34	0.55
Volatility	89.33	102.13	131.20

5y



Information about previous performance does not guarantee future performance.  
Source: FactSet

## Price data

Ø price 5 days   Ø volume 5 days (pcs.)	- NOK (-)
Ø price 30 days   Ø volume 30 days (pcs.)	6.59 NOK (466)
Ø price 100 days   Ø volume 100 days (pcs.)	7.54 NOK (1,300)
Ø price 250 days   Ø volume 250 days (pcs.)	7.65 NOK (972)
YTD High   date	8.72 NOK (2024/01/26)
YTD Low   date	6.22 NOK (2024/04/22)
52 Weeks High   date	9.50 NOK (2023/04/28)
52 Weeks Low   date	6.22 NOK (2024/04/22)

## Arbitrage views

Exchange <span>⊕</span>	Date	Time	Price	Trading volume (mio.)	Number of trades
Stuttgart	2022/05/19	08:05	0.872 EUR	0.00	3
London Stock Exchange	2021/01/21	10:57	20.20 NOK	0.06	1
First North Stockholm	2024/04/22	13:50	6.22 NOK	0.03	1

## Company profile

### Company Logo

#### Contact Details

CONTEXT VISION

--

----

Telefon: -

Fax: -

E-mail: -

### Company Profile

-