

## ARCTICZYMES TECHNOLOGIES ASA

ISIN: NO0010014632 WKN: -

## Overview

2024/07/02 18:00:00

Price

24.70 NOK

Difference  -1.98% (-0.50)

## General attributes

ISIN NO0010014632

Symbol AZT

Exchange First North Stockholm

Currency NOK

Sector Chemical / Pharmaceutical / Health

Security type Stock

Market cap (m) 105 EUR

Benchmark NORWAY OSLO BORS ALL SHARE(TRG)

## Market data

Bid (Bid size) 23.65 NOK (1,500)

Ask (Ask size) 24.50 NOK (1,500)

Open 24.70 NOK

High 24.70 NOK

Low 24.70 NOK

Close (prev. day) 25.20 NOK

VWAP 24.70 NOK

Volume (pcs) 1,400

Trading volume 34,580.00

Number of trades 3

Last size -

## Futures and Options

Related Futures -

Related Options -

5y









Information about previous performance does not guarantee future performance.

Source: FactSet

## Recent research

on sector

| Date       | Headline  | Download  |
|------------|---|---|
| 2024/07/15 |  Aktienempfehlungen Global     |  |
| 2024/07/12 |  Global Equity Ratings         |  |
| 2024/07/09 |  Aktienempfehlungen Österreich |  |
| 2024/06/24 |  Aktienempfehlungen Österreich |  |
| 2024/06/21 |  Global Equity Ratings         |  |

## Details

2024/07/02 18:00:00

## Price

24.70 NOK

Difference ▼ -1.98% (-0.50)

## General attributes

|                |                                    |
|----------------|------------------------------------|
| ISIN           | NO0010014632                       |
| Symbol         | AZT                                |
| Exchange       | First North Stockholm              |
| Currency       | NOK                                |
| Sector         | Chemical / Pharmaceutical / Health |
| Security type  | Stock                              |
| Market cap (m) | 105 EUR                            |
| Benchmark      | NORWAY OSLO BORS ALL SHARE(TRG)    |

## Market data

|                   |                   |
|-------------------|-------------------|
| Bid (Bid size)    | 23.65 NOK (1,500) |
| Ask (Ask size)    | 24.50 NOK (1,500) |
| Open              | 24.70 NOK         |
| High              | 24.70 NOK         |
| Low               | 24.70 NOK         |
| Close (prev. day) | 25.20 NOK         |
| VWAP              | 24.70 NOK         |
| Volume (pcs)      | 1,400             |
| Trading volume    | 34,580.00         |
| Number of trades  | 3                 |
| Last size         | -                 |

## Performance and Risk

|             | 6m     | 1y      | 3y      |
|-------------|--------|---------|---------|
| Perf (%)    | -      | -42.36% | -71.77% |
| Perf (abs.) | -      | -18.15  | -62.80  |
| Beta        | 0.49   | 0.56    | 0.39    |
| Volatility  | 123.56 | 108.28  | 76.92   |

5y



Information about previous performance does not guarantee future performance.  
Source: FactSet

## Price data

|   |                        |
|---|------------------------|
| Ø price 5 days   Ø volume 5 days (pcs.)     | 24.95 NOK (560)        |
| Ø price 30 days   Ø volume 30 days (pcs.)   | 24.99 NOK (232)        |
| Ø price 100 days   Ø volume 100 days (pcs.) | 25.26 NOK (125)        |
| Ø price 250 days   Ø volume 250 days (pcs.) | 30.33 NOK (137)        |
| YTD High   date                             | 36.55 NOK (2024/02/01) |
| YTD Low   date                              | 23.15 NOK (2024/05/15) |
| 52 Weeks High   date                        | 40.00 NOK (2023/07/24) |
| 52 Weeks Low   date                         | 23.15 NOK (2024/05/15) |

## Arbitrage views

| Exchange              | Date       | Time  | Price       | Trading volume (mio.) | Number of trades |
|-----------------------|------------|-------|-------------|-----------------------|------------------|
| Tradegate             | 2024/07/18 | 22:26 | 2.045 EUR   | 0.00                  | 1                |
| Stuttgart             | 2024/07/18 | 16:15 | 2.01 EUR    | 0.00                  | 10               |
| Munich                | 2024/07/18 | 08:00 | 1.904 EUR   | 0.00                  | 2                |
| London Stock Exchange | 2024/03/08 | 11:27 | 30.0064 NOK | 0.12                  | 1                |
| Frankfurt             | 2024/07/18 | 21:49 | 2.015 EUR   | 0.00                  | 3                |

|                          |                |       |           |      |  |    |
|--------------------------|----------------|-------|-----------|------|--|----|
|                          | 18             |       |           |      |  |    |
| First North<br>Stockholm | 2024/07/<br>02 | 18:00 | 24.70 NOK | 0.03 |  | 3  |
| Duesseldorf              | 2024/07/<br>18 | 08:12 | 1.952 EUR | 0.00 |  | 3  |
| Berlin                   | 2024/07/<br>18 | 21:43 | 2.04 EUR  | 0.00 |  | 19 |

## Company profile

### Company Logo



### Company Profile

-

### Contact Details

ARCTICZYMES TECHNOLOGIES

--

----

Telefon: -

Fax: -

E-mail: -