

## ARCTICZYMES TECHNOLOGIES ASA

ISIN: NO0010014632 WKN: -

## Overview

2024/02/12 09:41:39

Price  
29.00 NOKDifference  4.50% (1.25)

## General attributes

ISIN	NO0010014632
Symbol	AZT
Exchange	First North Stockholm
Currency	NOK
Sector	Chemical / Pharmaceutical / Health
Security type	Stock
Market cap (m)	127 EUR
Benchmark	NORWAY OSLO BORS ALL SHARE(TRG)

## Market data

Bid (Bid size)	25.20 NOK (1,500)
Ask (Ask size)	26.15 NOK (1,500)
Open	29.55 NOK
High	29.55 NOK
Low	29.00 NOK
Close (prev. day)	27.75 NOK
VWAP	29.275 NOK
Volume (pcs)	2,000
Trading volume	58,550.00
Number of trades	2
Last size	1,000

## Futures and Options





Related Futures	-
Related Options	-

5y



Information about previous performance does not guarantee future performance.  
Source: FactSet

## Recent research

on sector			
Date		Headline	Download
2024/04/26		Global Equity Ratings	
2024/04/26		Aktienempfehlungen Global	
2024/04/15		Aktienempfehlungen Österreich	
2024/04/03		Global Equity Ratings	
2024/04/03		Aktienempfehlungen Global	

## Details

2024/02/12 09:41:39

## Price

29.00 NOK

Difference ▲ 4.50% (1.25)

## General attributes

ISIN	NO0010014632
Symbol	AZT
Exchange	First North Stockholm
Currency	NOK
Sector	Chemical / Pharmaceutical / Health
Security type	Stock
Market cap (m)	127 EUR
Benchmark	NORWAY OSLO BORS ALL SHARE(TRG)

## Market data

Bid (Bid size)	25.20 NOK (1,500)
Ask (Ask size)	26.15 NOK (1,500)
Open	29.55 NOK
High	29.55 NOK
Low	29.00 NOK
Close (prev. day)	27.75 NOK
VWAP	29.275 NOK
Volume (pcs)	2,000
Trading volume	58,550.00
Number of trades	2
Last size	1,000

## Performance and Risk

	6m	1y	3y
Perf (%)	-16.43%	-32.84%	-51.99%
Perf (abs.)	-5.70	-14.18	-31.40
Beta	0.50	0.45	0.46
Volatility	111.38	98.54	77.32

5y



Information about previous performance does not guarantee future performance.  
Source: FactSet

## Price data

Ø price 5 days   Ø volume 5 days (pcs.)	28.38 NOK (420)
Ø price 30 days   Ø volume 30 days (pcs.)	- NOK (-)
Ø price 100 days   Ø volume 100 days (pcs.)	30.17 NOK (71)
Ø price 250 days   Ø volume 250 days (pcs.)	36.08 NOK (267)
YTD High   date	- NOK (-)
YTD Low   date	- NOK (-)
52 Weeks High   date	46.55 NOK (2023/06/12)
52 Weeks Low   date	27.20 NOK (2023/10/10)

## Arbitrage views

Exchange <span>⊕</span>	Date	Time	Price	Trading volume (mio.)	Number of trades
Tradegate	2024/04/26	22:02	2.205 EUR	0.00	1
Stuttgart	2024/04/26	15:46	2.15 EUR	0.00	13
Munich	2024/04/26	08:00	2.155 EUR	0.00	2
London Stock Exchange	2024/03/08	11:27	30.0064 NOK	0.12	1
Frankfurt	2024/04/26	21:41	2.175 EUR	0.00	3

	26					
First North Stockholm	2024/02/ 12	09:41	29.00 NOK	0.06		2
Duesseldorf	2024/04/ 26	08:11	2.18 EUR	0.00		3
Berlin	2024/04/ 26	21:43	2.20 EUR	0.00		18

## Company profile

### Company Logo



### Company Profile

-

### Contact Details

ARCTICZYMES TECHNOLOGIES

--

----

Telefon: -

Fax: -

E-mail: -