


CMS ENERGY CORP

ISIN: US1258961002      WKN: 125896100

Overview

2024/05/07 17:19:54		
Price	61.83 USD	
Difference		0.36% (0.22)

General attributes	
ISIN	US1258961002
Symbol	CMS
Exchange	NYSE
Currency	USD
Sector	Utilities
Security type	Stock
Market cap (m)	17,088 EUR
Benchmark	S&P 500






Market data	
Bid (Bid size)	61.83 USD (100)
Ask (Ask size)	61.84 USD (300)
Open	62.02 USD
High	62.19 USD
Low	61.61 USD
Close (prev. day)	61.61 USD
VWAP	61.982739 USD
Volume (pcs)	485,622
Trading volume	30,096,608.30
Number of trades	7,775
Last size	100

Futures and Options	
Related Futures	-
Related Options	-




Information about previous performance does not guarantee future performance.  
Source: FactSet

Recent research

on sector		on market	
Date		Headline	Download
2024/04/29		Aktienempfehlungen Österreich	
2024/04/26		Global Equity Ratings	
2024/04/26		Aktienempfehlungen Global	
2024/04/15		Aktienempfehlungen Österreich	
2024/04/03		Global Equity Ratings	

Details

2024/05/07 17:19:54		
Price	61.83 USD	
Difference		0.36% (0.22)

General attributes	
ISIN	US1258961002
Symbol	CMS
Exchange	NYSE
Currency	USD
Sector	Utilities
Security type	Stock
Market cap (m)	17,088 EUR
Benchmark	S&P 500


Market data	
Bid (Bid size)	61.83 USD (100)
Ask (Ask size)	61.84 USD (300)
Open	62.02 USD
High	62.19 USD
Low	61.61 USD
Close (prev. day)	61.61 USD
VWAP	61.982739 USD
Volume (pcs)	485,622
Trading volume	30,096,608.30
Number of trades	7,775
Last size	100

Performance and Risk			
	6m	1y	3y
Perf (%)	+11.88%	-0.60%	-4.38%
Perf (abs.)	+6.54	-0.37	-2.82
Beta	0.38	0.33	0.42
Volatility	18.45	19.05	20.53



Information about previous performance does not guarantee future performance.  
Source: FactSet

Price data	
Ø price 5 days   Ø volume 5 days (pcs.)	61.18 USD (2,395,936)
Ø price 30 days   Ø volume 30 days (pcs.)	59.45 USD (2,645,566)
Ø price 100 days   Ø volume 100 days (pcs.)	58.35 USD (2,510,018)
Ø price 250 days   Ø volume 250 days (pcs.)	57.79 USD (2,347,537)
YTD High   date	61.91 USD (2024/05/03)
YTD Low   date	55.10 USD (2024/02/13)
52 Weeks High   date	63.76 USD (2023/07/26)
52 Weeks Low   date	49.87 USD (2023/10/03)

Arbitrage views					
Exchange 	Date	Time	Price	Trading volume (mio.)	Number of trades
Tradegate	2024/05/07	16:55	57.50 EUR	0.01	3
Stuttgart	2024/05/07	14:36	56.50 EUR	0.00	2
NYSE	2024/05/07	17:19	61.83 USD	30.10	7,775
Munich	2024/05/07	08:11	57.00 EUR	0.00	1
London Stock	2020/12/	17:14	59.6752 USD	0.09	2

Exchange	18					
Frankfurt	2024/05/07	08:02	57.00	EUR	0.00	1
Duesseldorf	2024/05/07	16:31	57.00	EUR	0.00	4
Berlin	2024/05/07	08:08	57.00	EUR	0.00	1

## Company profile

### Company Logo



### Contact Details

CMS ENERGY CORP.

- -

One Energy Plaza - 49201-2357 Jackson

Telefon: +1-517-788-0550

Fax: +

E-mail: [info@cmsenergy.com](mailto:info@cmsenergy.com)

### Company Profile

-

#### Members of Management Board

John Russell	Chairman of Board of Directors
Ralph Izzo	Member of Board of Directors
Deborah Butler	Member of Board of Directors
John Sznewajs	Member of Board of Directors
Jon Barfield	Member of Board of Directors
Kurt Darrow	Member of Board of Directors
Laura Wright	Member of Board of Directors
Myrna Soto	Member of Board of Directors
Ronald Tanski	Member of Board of Directors
Suzanne Shank	Member of Board of Directors
Garrick J. Rochow	Chairman of Managing Board
Angela Thompson	Member of Executive Committee
Brian F. Rich	Member of Executive Committee
Melissa M. Gleespen	Member of Executive Committee
Reiji P. Hayes	Member of Executive Committee
Scott McIntosh	Member of Executive Committee
Tamara J. Faber	Member of Executive Committee