

FALCO RESOURCES LTD.

ISIN: CA30606C1086 WKN: -

Overview

2024/07/26 21:51:37

Price
0.23 CADDifference  0.00% (0.00)

General attributes

ISIN	CA30606C1086
Symbol	FPC
Exchange	TSX Venture Exchange
Currency	CAD
Sector	Energy / Commodities
Security type	Stock
Market cap (m)	42 EUR
Benchmark	S&P/TSX 60 INDEX

Market data

Bid (Bid size)	0.23 CAD (11,000)
Ask (Ask size)	0.24 CAD (10,000)
Open	0.235 CAD
High	0.235 CAD
Low	0.23 CAD
Close (prev. day)	0.23 CAD
VWAP	0.233278 CAD
Volume (pcs)	70,274
Trading volume	16,393.35
Number of trades	46
Last size	1,500

Futures and Options










Related Futures	-
Related Options	-

5y



Information about previous performance does not guarantee future performance.
Source: FactSet

Recent research

on sector			
Date		Headline	Download
2024/07/26		Equity Weekly	
2024/07/24		Global Equity Ratings	
2024/07/24		Aktienempfehlungen Global	
2024/07/15		Aktienempfehlungen Global	
2024/07/12		Equity Weekly	

Details

2024/07/26 21:51:37

Price
0.23 CAD

Difference ➔ 0.00% (0.00)

General attributes

ISIN	CA30606C1086
Symbol	FPC
Exchange	TSX Venture Exchange
Currency	CAD
Sector	Energy / Commodities
Security type	Stock
Market cap (m)	42 EUR
Benchmark	S&P/TSX 60 INDEX

Market data

Bid (Bid size)	0.23 CAD (11,000)
Ask (Ask size)	0.24 CAD (10,000)
Open	0.235 CAD
High	0.235 CAD
Low	0.23 CAD
Close (prev. day)	0.23 CAD
VWAP	0.233278 CAD
Volume (pcs)	70,274
Trading volume	16,393.35
Number of trades	46
Last size	1,500

Performance and Risk

	6m	1y	3y
Perf (%)	-14.81%	+43.75%	-42.50%
Perf (abs.)	-0.04	+0.07	-0.17
Beta	0.60	-0.07	0.47
Volatility	111.15	101.14	83.23

5y



Information about previous performance does not guarantee future performance.
Source: FactSet

Price data

Ø price 5 days Ø volume 5 days (pcs.)	0.23 CAD (88,977)
Ø price 30 days Ø volume 30 days (pcs.)	0.23 CAD (79,764)
Ø price 100 days Ø volume 100 days (pcs.)	0.28 CAD (217,596)
Ø price 250 days Ø volume 250 days (pcs.)	0.21 CAD (156,164)
YTD High date	0.49 CAD (2024/05/14)
YTD Low date	0.12 CAD (2024/01/02)
52 Weeks High date	0.49 CAD (2024/05/14)
52 Weeks Low date	0.08 CAD (2023/12/28)

All listings for FALCO RESOURCES LTD.

Exchange ⊕	Date	Time	Price	Trading volume (mio.)	Number of trades
TSX Venture Exchange	2024/07/26	21:51	0.23 CAD	0.02	46
Stuttgart	2024/07/26	11:05	0.137 EUR	0.00	4
Munich	2024/07/26	08:00	0.134 EUR	0.00	1
Frankfurt	2024/07/26	08:05	0.134 EUR	0.00	1
FINRA other OTC	2024/07/26	21:48	0.1749 USD	0.00	4

Company profile

Company Logo



Company Profile

-

Contact Details

FALCO RESOURCES

--

Telefon: -

Fax: -

E-mail: -