

SINTANA ENERGY INC.

ISIN: CA82938H1073 WKN: -

Overview

2024/07/26 20:48:04

Price

0.755 EUR

Difference  3.42% (0.03)

General attributes

ISIN	CA82938H1073
Symbol	SEI
Exchange	Berlin
Currency	EUR
Sector	Energy / Commodities
Security type	Stock
Market cap (m)	278 EUR
Benchmark	S&P/TSX 60 INDEX

Market data

Bid (Bid size)	-
Ask (Ask size)	-
Open	0.73 EUR
High	0.76 EUR
Low	0.73 EUR
Close (prev. day)	0.73 EUR
VWAP	-
Volume (pcs)	0
Trading volume	0.00
Number of trades	20
Last size	0

Futures and Options






Related Futures	-
Related Options	-

5y



Information about previous performance does not guarantee future performance.
Source: FactSet

Recent research

on sector	Date	Headline	Download
	2024/07/26	 Equity Weekly	
	2024/07/24	 Global Equity Ratings	
	2024/07/24	 Aktienempfehlungen Global	
	2024/07/15	 Aktienempfehlungen Global	
	2024/07/12	 Equity Weekly	

Details

2024/07/26 20:48:04

Price

0.755 EUR

Difference ▲ 3.42% (0.03)

General attributes

ISIN	CA82938H1073
Symbol	SEI
Exchange	Berlin
Currency	EUR
Sector	Energy / Commodities
Security type	Stock
Market cap (m)	278 EUR
Benchmark	S&P/TSX 60 INDEX

Market data

Bid (Bid size)	-
Ask (Ask size)	-
Open	0.73 EUR
High	0.76 EUR
Low	0.73 EUR
Close (prev. day)	0.73 EUR
VWAP	-
Volume (pcs)	0
Trading volume	0.00
Number of trades	20
Last size	0

Performance and Risk

	6m	1y	3y
Perf (%)	+113.28%	+262.98%	+453.52%
Perf (abs.)	+0.40	+0.55	+0.62
Beta	0.64	0.30	0.84
Volatility	102.26	98.42	163.55

5y



Information about previous performance does not guarantee future performance.
Source: FactSet

Price data

Ø price 5 days Ø volume 5 days (pcs.)	0.768 EUR (0)
Ø price 30 days Ø volume 30 days (pcs.)	0.850 EUR (0)
Ø price 100 days Ø volume 100 days (pcs.)	0.667 EUR (1,267)
Ø price 250 days Ø volume 250 days (pcs.)	0.407 EUR (858)
YTD High date	1.010 EUR (2024/06/13)
YTD Low date	0.204 EUR (2024/01/02)
52 Weeks High date	1.010 EUR (2024/06/13)
52 Weeks Low date	0.116 EUR (2023/09/21)

All listings for SINTANA ENERGY INC.

Exchange ⊕	Date	Time	Price	Trading volume (mio.)	Number of trades
Tradegate	2024/07/26	22:26	0.755 EUR	0.01	5
TSX Venture Exchange	2024/07/26	21:59	1.12 CAD	0.29	168
FINRA other OTC Issues	2024/07/26	21:58	0.8215 USD	0.05	31
Berlin	2024/07/26	20:48	0.755 EUR	0.00	20

Company profile

Company Logo



Company Profile

-

Contact Details

SINTANA ENERGY INC.

--

Suite 400, 17th Avenue S.W. 1324 T2T 5S8
Calgary

Telefon: +1 (403) 450-7896

Fax: +1 (403) 444-7855

E-mail: info@zodiacexploration.ca