

## AIR T INC COM USD0.25

ISIN: **US0092071010** WKN: **009207101**

## Overview

2024/09/13 22:00:00

Price  
21.85 USDDifference  -1.13% (-0.25)

## General attributes

|                |              |
|----------------|--------------|
| ISIN           | US0092071010 |
| Symbol         | AIRT         |
| Exchange       | Nasdaq       |
| Currency       | USD          |
| Sector         | Transport    |
| Security type  | Stock        |
| Market cap (m) | 54 EUR       |
| Benchmark      | S&P 500      |

## Market data

|                   |                 |
|-------------------|-----------------|
| Bid (Bid size)    | 8.84 USD (200)  |
| Ask (Ask size)    | 30.00 USD (100) |
| Open              | 22.30 USD       |
| High              | 22.703 USD      |
| Low               | 21.64 USD       |
| Close (prev. day) | 22.10 USD       |
| VWAP              | 22.103168 USD   |
| Volume (pcs)      | 29,331          |
| Trading volume    | 649,016.91      |
| Number of trades  | 473             |
| Last size         | -               |

## Futures and Options





|                 |   |
|-----------------|---|
| Related Futures | - |
| Related Options | - |

5y



Information about previous performance does not guarantee future performance.  
Source: FactSet

## Recent research

| on sector  |   | on market                     |   |
|------------|---|-------------------------------|---|
| Date       |   | Headline                      | Download  |
| 2024/09/11 |  | Global Equity Ratings         |  |
| 2024/09/11 |  | Aktienempfehlungen Global     |  |
| 2024/09/09 |  | Aktienempfehlungen Österreich |  |
| 2024/09/05 |  | Global Equity Ratings         |  |
| 2024/09/05 |  | Aktienempfehlungen Global     |  |

## Details

2024/09/13 22:00:00

## Price

21.85 USD

Difference ▼ -1.13% (-0.25)

## General attributes

|                |              |
|----------------|--------------|
| ISIN           | US0092071010 |
| Symbol         | AIRT         |
| Exchange       | Nasdaq       |
| Currency       | USD          |
| Sector         | Transport    |
| Security type  | Stock        |
| Market cap (m) | 54 EUR       |
| Benchmark      | S&P 500      |

## Market data

|                   |                 |
|-------------------|-----------------|
| Bid (Bid size)    | 8.84 USD (200)  |
| Ask (Ask size)    | 30.00 USD (100) |
| Open              | 22.30 USD       |
| High              | 22.703 USD      |
| Low               | 21.64 USD       |
| Close (prev. day) | 22.10 USD       |
| VWAP              | 22.103168 USD   |
| Volume (pcs)      | 29,331          |
| Trading volume    | 649,016.91      |
| Number of trades  | 473             |
| Last size         | -               |

## Performance and Risk

|             | 6m      | 1y     | 3y      |
|-------------|---------|--------|---------|
| Perf (%)    | +16.04% | +1.51% | -43.96% |
| Perf (abs.) | +3.02   | +0.33  | -17.14  |
| Beta        | -       | -      | -       |
| Volatility  | 69.44   | 66.55  | 61.21   |

5y



Information about previous performance does not guarantee future performance.  
Source: FactSet

## Price data

|   |                        |
|---|------------------------|
| Ø price 5 days   Ø volume 5 days (pcs.)     | 22.25 USD (20,834)     |
| Ø price 30 days   Ø volume 30 days (pcs.)   | 22.47 USD (37,490)     |
| Ø price 100 days   Ø volume 100 days (pcs.) | 23.92 USD (27,090)     |
| Ø price 250 days   Ø volume 250 days (pcs.) | 21.25 USD (14,449)     |
| YTD High   date                             | 30.60 USD (2024/07/18) |
| YTD Low   date                              | 12.53 USD (2024/01/17) |
| 52 Weeks High   date                        | 30.60 USD (2024/07/18) |
| 52 Weeks Low   date                         | 12.53 USD (2024/01/17) |

## All listings for AIR T INC COM USD0.25

| Exchange  | Date       | Time  | Price     | Trading volume (mio.) | Number of trades |
|-----------|------------|-------|-----------|-----------------------|------------------|
| Nasdaq    | 2024/09/13 | 22:00 | 21.85 USD | 0.65                  | 473              |
| Frankfurt | 2024/09/13 | 08:02 | 19.70 EUR | 0.00                  | 2                |

## Company profile

### Company Logo



### Company Profile

-

### Contact Details

AIR T

--

Airport Road 3524 28650 Maiden, NC

Telefon: +1 828-464-8741

Fax: +1 828-465-5281

E-mail: -