

AIR T INC COM USD0.25

ISIN: **US0092071010** WKN: **009207101**

Overview

2024/09/13 22:00:00

Price
21.85 USDDifference  -1.13% (-0.25)

General attributes

ISIN	US0092071010
Symbol	AIRT
Exchange	Nasdaq
Currency	USD
Sector	Transport
Security type	Stock
Market cap (m)	54 EUR
Benchmark	S&P 500

Market data

Bid (Bid size)	8.84 USD (200)
Ask (Ask size)	30.00 USD (100)
Open	22.30 USD
High	22.703 USD
Low	21.64 USD
Close (prev. day)	22.10 USD
VWAP	22.103168 USD
Volume (pcs)	29,331
Trading volume	649,016.91
Number of trades	473
Last size	-

Futures and Options







Related Futures	-
Related Options	-

5y



Information about previous performance does not guarantee future performance.
Source: FactSet

Recent research

on sector		on market	
Date		Headline	Download
2024/09/11		Global Equity Ratings	
2024/09/11		Aktienempfehlungen Global	
2024/09/09		Aktienempfehlungen Österreich	
2024/09/05		Global Equity Ratings	
2024/09/05		Aktienempfehlungen Global	

Details

2024/09/13 22:00:00

Price

21.85 USD

Difference ▼ -1.13% (-0.25)

General attributes

ISIN	US0092071010
Symbol	AIRT
Exchange	Nasdaq
Currency	USD
Sector	Transport
Security type	Stock
Market cap (m)	54 EUR
Benchmark	S&P 500

Market data

Bid (Bid size)	8.84 USD (200)
Ask (Ask size)	30.00 USD (100)
Open	22.30 USD
High	22.703 USD
Low	21.64 USD
Close (prev. day)	22.10 USD
VWAP	22.103168 USD
Volume (pcs)	29,331
Trading volume	649,016.91
Number of trades	473
Last size	-

Performance and Risk

	6m	1y	3y
Perf (%)	+16.04%	+1.51%	-43.96%
Perf (abs.)	+3.02	+0.33	-17.14
Beta	-	-	-
Volatility	69.44	66.55	61.21

5y



Information about previous performance does not guarantee future performance.
Source: FactSet

Price data

Ø price 5 days Ø volume 5 days (pcs.)	22.25 USD (20,834)
Ø price 30 days Ø volume 30 days (pcs.)	22.47 USD (37,490)
Ø price 100 days Ø volume 100 days (pcs.)	23.92 USD (27,090)
Ø price 250 days Ø volume 250 days (pcs.)	21.25 USD (14,449)
YTD High date	30.60 USD (2024/07/18)
YTD Low date	12.53 USD (2024/01/17)
52 Weeks High date	30.60 USD (2024/07/18)
52 Weeks Low date	12.53 USD (2024/01/17)

All listings for AIR T INC COM USD0.25

Exchange	Date	Time	Price	Trading volume (mio.)	Number of trades
Nasdaq	2024/09/13	22:00	21.85 USD	0.65	473
Frankfurt	2024/09/13	08:02	19.70 EUR	0.00	2

Company profile

Company Logo



Company Profile

-

Contact Details

AIR T

--

Airport Road 3524 28650 Maiden, NC

Telefon: +1 828-464-8741

Fax: +1 828-465-5281

E-mail: -